

Gordon State College

Fact Book 2013-2014



Office of Institutional Research
Barnesville, GA 30204
678.359.5108

Table of Contents

General Information	5
The Mission of Gordon College	6
Members of the Board of Regents	7
University System of Georgia	8
Gordon College Historical Highlights	9
Accreditation	14
Five Year Strategic Plan	15
Gordon State College Administration	16
Gordon State College Organization Chart.....	18
Gordon State College Foundation	19
Gordon State College Publications.....	20
Admissions	23
Applicants by Academic Year	24
Applicants by Academic Year, Entering Freshmen Applicants	25
Average SAT and High School GPA by Academic Year	26
High School of Applicants, Entering Freshmen	27
Enrollment	29
Enrollment Facts by Academic Year, All Students	30
Enrollment Facts by Academic Year, Students with Learning Support Requirements.....	31
Retention by Academic Year, First-Time Full-Time Freshmen	32
Retention by Academic Year by Ethnicity, First-Time Full-Time Freshmen	33
Enrollment by Academic Year by Location, All Students	35
Unduplicated Headcount, All Students.....	36
Unduplicated Headcount by Ethnicity and Gender, All Students	37
County of Origin for All Students	38
Unduplicated Headcount, Students with Learning Support.....	40
Unduplicated Headcount by Ethnicity and Gender, Students with Learning Support	41
County of Origin for Students with Learning Support	42
Unduplicated Headcount, First-time Full-time Freshmen	44
Unduplicated Headcount by Ethnicity and Gender, First-time Full-time Freshmen	45
County of Origin for First-time Full-time Freshmen.....	46
Unduplicated Headcount, First-time Full-time Freshmen with Learning Support	48
Unduplicated Headcount by Ethnicity and Gender, First-time Full-time Freshmen with Learning Support	49
County of Origin for First-time Full-time Freshmen with Learning Support.....	50
Degrees	53
Degrees Conferred 2004 to 2013	54
Degrees Conferred Academic Year 2013	55
Degrees Conferred Academic Year 2013 by Classification of Instructional Programs (CIP).....	56
Faculty and Staff	57
Fall 2013 Faculty and Staff Occupational Category by Ethnicity and Race	58
Fall 2013 Occupational Category by Gender	59
Fall 2013 Tenure Status by Gender and Ethnicity	60
Financial Information	61
Educational and General Revenues	62

Educational and General Expenditures.....	63
Auxiliary Enterprises Net Revenue	64
Auxiliary Enterprises Expenditures.....	65
Facilities	67
Space Usage by Building.....	68
Dorothy W. Hightower Library	72
Fine Arts Facilities.....	74
Athletic and Recreational Facilities.....	76
Housing.....	77
Residence Hall Occupancy.....	79
Fall 2013 Unduplicated Headcount, All Resident Students	80
Fall 2013 Unduplicated Headcount by Ethnicity and Gender, All Resident Students	81
County of Origin for All Resident Students	82

General Information



The Mission of Gordon State College

Gordon State College joined the University System of Georgia in 1972 as an associate level institution with a distinctive legacy of excellence in scholarship and service. From its founding in 1852, Gordon has grown and changed, not only in response to, but also in anticipation of, the educational needs of its community. Gordon's scope of influence now extends beyond the surrounding areas to include the rapidly growing suburban areas south of Atlanta, east of Columbus, and north of Macon. A community in flux, this area of Georgia is rich in diversity and reflects extremes in economic and population growth which demand a mission that includes focused two-year professional offerings, the traditional pre-baccalaureate curricula, and baccalaureate offerings targeting needs of the area. Gordon State College fully serves the community by providing educational and cultural opportunities both within and beyond this area.

The mission of Gordon State College, therefore, is to:

“Provide an exceptional education through innovative teaching and engaged learning for the benefit of the world in which we live.”

Gordon State College will strive:

- To ensure affordable, supportive access to high quality post-secondary education.
- To develop creativity, critical thinking, problem solving, innovation, a global perspective and a commitment to lifelong learning that includes a respect for everyone involved in the process.
- To maintain a commitment to engaged faculty-student interaction through intimate classroom experiences, innovative and effective teaching strategies, excellent advising and mentorship programs, and effective student support services.
- To serve the broader community and region by developing academic programs and producing leaders equipped to contribute positively to middle Georgia, the United States, and the world.
- To remember and celebrate the heritage of the college and its graduates.
- To provide a beautiful and vibrant center of learning and scholarship as the touchstone of a diverse, connected community.

Source: Gordon State College webpage: <http://www.gordonstate.edu/about/vision-mission-statement>

Members of the Board of Regents

Hank M. Huckaby - *Chancellor*

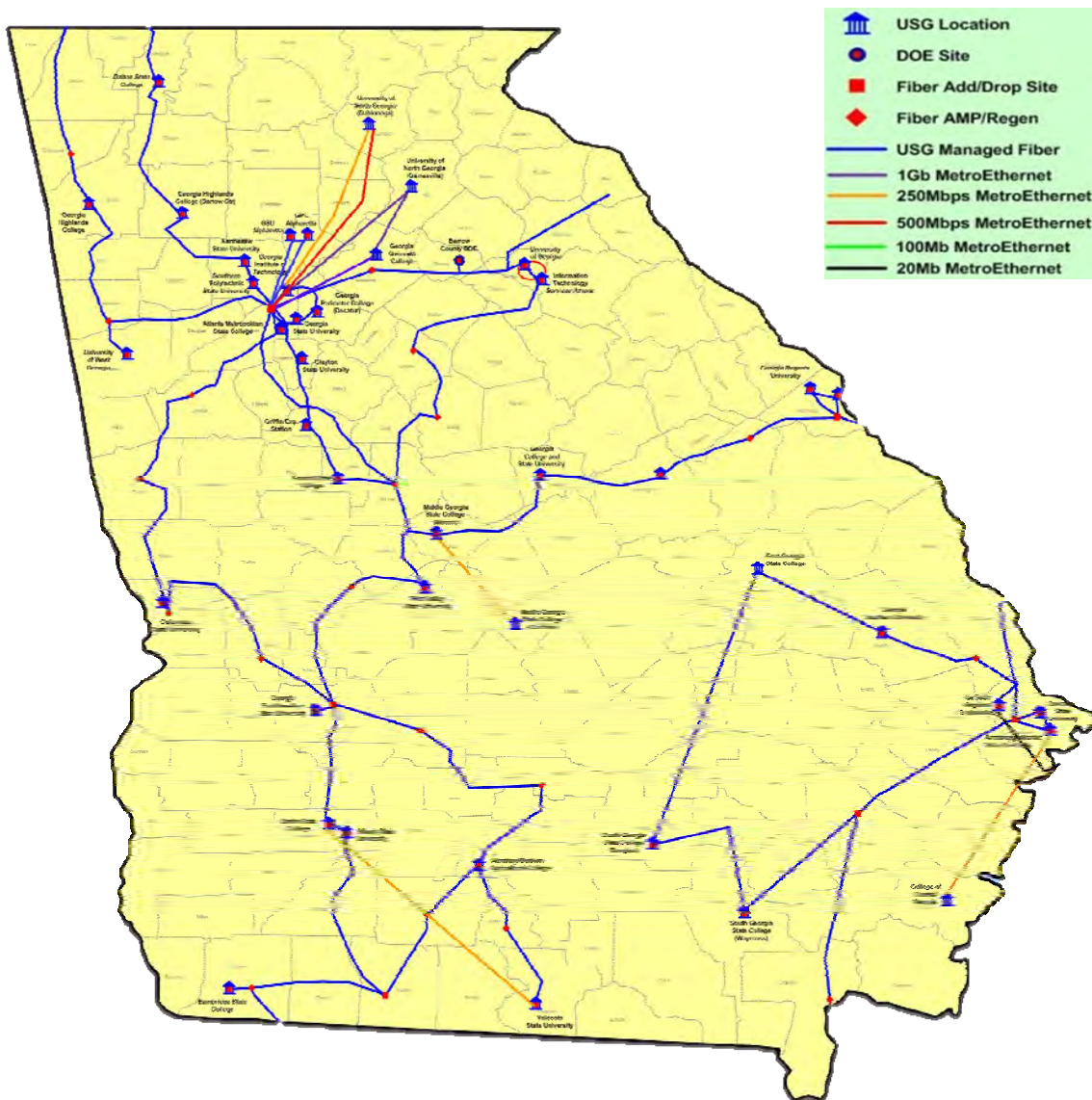
Regent	Term	District
Philip A. Wilheit, Sr. – Chair	2013-2015	Ninth
Neil L. Pruitt, Jr. – Vice Chair	2013-2017	Eleventh
W. Paul Bowers	2014-2020	At-Large
James M. Hull	2013-2016	At-Large
Donald M. Leebern, Jr.	2012-2019	At-Large
Thomas Rogers Wade	2013-2020	At-Large
Larry Walker	2009-2016	At-Large
Don L. Waters	2013-2018	First
Doreen Stiles Poitevint	2011-2018	Second
C. Thomas Hopkins, Jr., MD	2010-2017	Third
C. Dean Alford, P.E.	2010-2019	Fourth
Larry R. Ellis	2013-2017	Fifth
Kessel Stelling, Jr.	2008-2015	Sixth
Richard L. Tucker	2012-2019	Seventh
Rutledge A. Griffin Jr.	2013-2018	Eighth
Benjamin J. Tarbutton III	2013-2020	Tenth
Lori Durden	2013-2020	Twelfth
Sachin Shailendra	2014-2021	Thirteenth
E. Scott Smith	2013-2020	Fourteenth

Source: University System of Georgia Board of Regents' website www.usg.edu/regents/members.

University System of Georgia

Gordon State College is part of the University System of Georgia, administered by the Board of Regents, created in 1931 to unify public higher education in Georgia for the first time under a single governing and management authority. The governor appoints members to the Board, who each serve seven years. Today the Board of Regents is composed of 19 members, five of whom are appointed from the state-at-large, and one from each of the 14 congressional districts. The Board elects a chancellor who serves as its chief executive officer and the chief administrative officer of the University System.

The Board oversees 31 colleges and universities that comprise the University System of Georgia and has oversight of the Georgia Archives and the Georgia Public Library System.



Source: University System of Georgia website: <http://www.usg.edu/peachnet/fiber>.

Gordon State College Historical Highlights

- 1852** Legislature chartered Barnesville Male and Female High School.
- 1872** The citizens of Barnesville established Gordon Institute under the Charter of 1852 as a preparatory school and primary school with Charles A. Lambdin and Azmon A. Murphey as organizers and associate principals. The Institute opened with 16 pupils.
- 1875** Alice Wooten became the first graduate of Gordon Institute.
Enrollment exceeded 150 students.
- 1878** Charles E. Lambdin became the first president of Gordon Institute.
Enrollment numbered 200.
- 1880** The first Gordon library formally opened.
- 1890** The Military Department was established.
- 1908** Lambdin Hall was built.
- 1918** Over 650 Gordon graduates served in World War I. Gordon had 260 commissioned officers serving, the second highest number for any preparatory school in the country and the highest percentage. Eighteen Gordon graduates and faculty were killed in action.
- 1928** Gordon Institute advanced its curriculum to the rank of Junior College.
- 1933** Gordon Military High School and Junior College moved to the site of the former Georgia Industrial College, a 350-acre campus containing administrative offices, classrooms, and lab equipment.
- 1941** Gordon Junior College was admitted to the Southern Association of Colleges and Schools.
- 1966** To facilitate transfer the college began conferring Associate of Arts Degrees.
- 1972** Gordon Military College joined the University System of Georgia as Gordon Junior College, with Dr. Jerry Williamson as President.
- 1973** A nursing program to prepare students for the R.N. licensure exam was started.
- 1975** Enrollment topped 1,000 for the first time in the history of the college.
- 1978** The Dorothy W. Hightower Library opened.
- 1987** Gordon Junior College became Gordon College.
The endowment topped \$1 million.

Gordon State College Historical Highlights

- 1989** An Economic Study estimated the immediate impact of the college on the seven county areas to exceed \$20 million.
- 1990** A faculty and staff committee developed a new mission statement for the college, approved by the faculty on April 9, 1990.
- 1993** The Gordon College Foundation committed to pay for the first year of a baccalaureate nursing program, and the college began to move toward a divisional structure in preparation for four-year status.
Enrollment topped 2,000 for the first time, as Gordon became the fastest growing institution in the University System of Georgia.
- 1994** Governor Zell Miller broke ground for the new dormitory building and construction began.
- 1995** The Gordon College Foundation Endowment topped \$2 million.
- 1998** The pedestrian underground passage and amphitheater were completed.
- 1999** The new technology complex was approved.
- 2000** Atrium area was added to the student center.
- 2001** Dr. Sherman R. Day served as interim president.
The Faculty Senate and Staff Council were established.
Enrollment topped 3,000.
- 2002** Dr. Lawrence Weill was inaugurated as the second president of Gordon College under the University System of Georgia.
The Instructional Complex was completed, adding 100,000 square feet of state-of-the-art classrooms, laboratories, and faculty offices.
Offices of Community Education and Institutional Advancement were established.
- 2003** Instructional Complex opened for use.
Enrollment increased nearly 10 percent for a fall 2003 total of 3,415.
Gordon College was awarded an Intellectual Capital Partnership Program (ICAPP) Grant of \$346,000 to support LPN to RN bridge program and a grant for students working in related health care fields to return to school.
Gordon College was awarded a \$30,000 Strengthening Institutions Planning Grant under Title III of the Higher Education Act.
Hightower Library received an estimated 20,000 volumes of books and dozens of boxes of microfilm from the former Tift College in Forsyth.

Gordon State College Historical Highlights

- 2004** Gordon's nursing program marks its 30th anniversary.
Russell Hall renovation was completed, including modernization of classroom facilities and faculty offices as well as the addition of a conference room.
Construction set to begin on a new student residence complex, to add 459 new beds, with a scheduled completion date of August 2005.
- 2005** The Board of Regents granted Gordon College permission to apply for three baccalaureate degree programs.
Gordon College Commons A, B & C were opened for student residents.
Enrollment increased 1.5 percent for fall 2005 with a record total of 3,505.
- 2006** The Board of Regents granted Gordon College's petition for a baccalaureate degree in early childhood education.
Phase II of the apartment complex building project began fall 2006.
- 2007** Gordon College Foundation received more than \$1.5 million in donations in 2007 making it the best fundraising year in the Foundation's 36-year history.
Gordon College received a \$188,137 nursing grant to add a second class of students to its associate of science in nursing program and to expand the program's simulation lab.
Four construction projects began:
- 17,000 square foot expansion of the Gordon College Student Center.
 - Gordon College's largest student residence to date, Gordon Village.
 - New visitor parking lot located behind the Community Education and Welcome Center offices.
 - Alumni House renovations.
- 2008** Gordon Village residence hall opened in fall 2008 increasing on campus housing to 1,036.
Gordon College Emergency Notification System (GCENS) implemented during fall 2008.
Demolition began on Watson Hall in December 2008 to make room for a new state-of-the-art nursing and allied health building.
Enrollment increased 4.1 percent for fall 2008 with a record total of 3,855.
The Board of Regents granted Gordon College's petition for a baccalaureate degree in nursing.
- 2009** The newly expanded Student Success Center and bookstore opened spring 2009.
Gordon College's first baccalaureate degrees were awarded to 28 students in early childhood education.
Enrollment increased 17.9 percent for fall 2009 with a record total of 4,545.

Gordon State College Historical Highlights

- 2009 (Cont.)** Fall 2009 construction begins on the new three-story 54,000 square foot nursing and allied health building.
The Board of Regents granted Gordon College's petition for a baccalaureate degree in biology with a teacher certification track.
- 2010** The Gordon College Honors House opened in spring 2010 containing a study lounge, reading room, computer lab, seminar room, and faculty offices.
The Board of Regents granted Gordon College's petition for a baccalaureate degree in mathematics with a secondary teacher education track.
Shelley C. Nickel begins tenure as Interim President of Gordon College.
Enrollment increased by 10.2 percent for fall 2010 with a record total of 5,009.
- 2011** The Board of Regents granted Gordon College's petition for baccalaureate degrees in english and history with secondary teacher education tracks.
Gordon College's early childhood education program receives full accreditation from the National Council for Accreditation of Teacher Education and the Georgia Professional Standards Commission.
The new state-of-the-art Nursing and Allied Health Sciences building opened in spring 2011.
Gordon College awards first Bachelor of Science in Nursing degree to 21 students.
The Board of Regents granted approval for Gordon College to offer a Bachelor of Science in Health Services and Informatics in September 2011 with the program to begin in 2013.
- 2012** For the third consecutive time, an entire class of graduates of the Gordon State College nursing program passed the National Council Licensing Examination. Each one of the 34 students who made up the May 2011 graduating class passed the examination which is required to obtain a license to practice as a nurse in the United States.
The Gordon College Division of Education found a new home in Smith Hall, one of the campus' most historic buildings.
Gordon College graduated the first class of students to earn a Bachelor of Science degree in biology.
The economic contribution that Gordon College makes to the regional economy continues to grow, increasing \$18 million during fiscal year 2011 to \$154 million, according to a report by the University System of Georgia.
Max Burns was invested as president of Gordon College. He is the third president of the state college since it became a member of the University of Georgia in 1972.
The Board of Regents approved changing the name of Gordon College to Gordon State College to better reflect its state college status.

2013 The Board of Regents of the University System of Georgia granted approval for Gordon State to offer a Bachelor of Science degree in human services.

Gordon State College celebrated the grand opening of its newly renovated dining hall.

Gordon State College contributed more than \$141 million to the regional economy and provided 1,418 jobs in fiscal year 2012, according to a report released by the University System of Georgia. Of the jobs provided, 374 are on campus while 1,044 are off campus jobs that exist due to institution-related spending. The report also revealed that spending by Gordon State students accounted for \$80 million of the total \$141 million contributed to the local economy.

Approximately 150 students received diplomas in the first fall semester graduation ceremonies at Gordon State College.

The Board of Regents of the University System of Georgia granted approval for Gordon State to offer a Bachelor of Science degree in health services and informatics administration.

2014 Gordon State College Foundation establishes and endows the Founder's Day Scholarship which will be awarded annually to a Gordon State College student.

Gordon State College will begin offering classes that will lead to a Bachelor of Science degree in management and administration, fall semester 2015.

Groundbreaking was held for the college's Student Activity and Recreation Center.

Accreditation

Gordon State College is accredited by the Southern Association of Colleges and Schools Commission on Colleges (SACSCOC) to award Associate of arts and science degrees, Associate of science in Nursing, and to award baccalaureate degrees in early childhood education, biology, mathematics, english, history, human services, health services and informatics administration, and RN-BSN Nursing Completion Program. The college has been approved for federal and state financial aid programs. Information about approval and/or accreditation may be obtained from the following:

Southern Association of Colleges and Schools Commission on Colleges
1866 Southern Lane
Decatur, GA 30033
404.679-4500
www.sacscoc.org

The Gordon State College nursing program has had full approval by the Georgia Board of Nursing since 1972. The program has had full continuing accreditation by the Accreditation Commission for Education in Nursing (ACEN) since 1976. Information about approval and/or accreditation may be obtained from the following:

Georgia Board of Nursing
237 Coliseum Drive, Macon, Georgia 31217
478.207.2440
<http://sos.ga.gov/index.php/licensing/plb/45>

Accreditation Commission for Education in Nursing (ACEN)
3343 Peachtree Road NE, Suite 850, Atlanta, GA 30326
404.975.5000
www.nlnac.org

Gordon State College began offering a Bachelor of Science in early childhood/special education in 2006. Certification programs for high school teachers are offered in biology, mathematics, english and history. Information about approval and/or accreditation may be obtained from the following:

1140 19th Street, N.W.
Suite 400
Washington, D.C. 20036
202.223.0077
<http://www.caepnet.org>

Georgia Professional Standards Commission
200 Piedmont Avenue Suite 1702
Atlanta, GA 30334
404.232.2500
<http://www.gapsc.com/>

Five Year Strategic Plan

Strategic Planning Priorities

1. Access with Excellence

Gordon State College will serve the educational needs of the region and the state by maintaining its mission as an access institution, while expanding to offer wider access to baccalaureate programs and assuring excellence in its offerings and service to its constituents. By maintaining access while expanding programs, Gordon State College will open the doors to a college education to a wider audience, resulting in a more educated Georgia.

2. A Diverse Academic Environment

Gordon State College will advance the academic work of the college and the resources that support it. The synthesis of the intellectual, cultural and material resources of the campus community will support the development of effective habits of mind for all participants. The college will support the physical, technological and pedagogical resources needed to achieve this goal. This focuses resources and energies on the core educational mission of the college, and promotes the ongoing development of all of the College's stakeholders through strategic allocation of resources.

3. Retention, Progression, and Graduation

Gordon State College will increase retention (the number of students that are retained from one year to the next), graduates (the number of students who graduate from two-year and four-year programs), and the number of students who progress from Gordon State College to the next appropriate step (such as transfer to another college). By accomplishing these goals, the college will contribute to a more educated population, prepared to face the challenges and opportunities of the 21st century.

4. Community Partnership and Engagement

Gordon State College will support and enhance pathways for the exchange of knowledge and other resources with the community, including local, regional, state, and national entities. These community partnerships will strengthen both the college and the community by increasing the resources available to each, and build a mutual respect for the benefits each brings to the partnership.

5. Efficiency, Accountability, and Sustainability

Gordon State College is committed to providing a welcoming atmosphere that attracts a diverse community and engages through academics and culture. In a dynamic economic atmosphere, Gordon State College must constantly strive to improve operational efficiencies, ensure a commitment to performance and accountability, and advance our financial and resource sustainability, in order to achieve these goals.

Gordon State College Administration

Name	Area
President	
Dr. Max Burns	President
Dr. Dennis Chamberlain	Vice President for Student Affairs
Lee Fruitticher	Vice President for Business Affairs
Rhonda Toon	Vice President of Institutional Advancement
Dr. Margaret Venable	Provost and Vice President for Academic Affairs
Walter Green	Director of Internal Audit
Office of Student Affairs	
Dr. Dennis Chamberlain	Vice President for Student Affairs
Janet Barras	Registrar
Ben Ferguson	Director of Admissions
Tonya Coleman	Director of Residence Life
Todd Davis	Athletics Director
Dr. Laura Bowen	Director of Counseling/ADA
Sharon Lloyd	Director Student Activities
Larry Mitcham	Director of Financial Aid
Office of Business Affairs	
Lee Fruitticher	Vice President for Business Affairs
Sharon Ellis	Director of Business Services
Jeff Mason	Director of Public Safety
Jeff Hayes	Director of Information Technology
Clint Chastain	Comptroller
Richard Vereen	Director of Facilities
Tonya Johnson	Director of Human Resources

Gordon State College Administration

Name	Area
Office of Institutional Advancement	
Rhonda Toon	Vice President of Institutional Advancement
Tamara Boatwright	Public Information Specialist
Debbie Christian	Program Coordinator, Community Education
Natalie Rischbieter	Alumni Affairs and Annual Fund Coordinator, Alumni Relations
Skipper Burns	Development Officer
Office of Academic Affairs	
Dr. Margaret Venable	Vice President for Academic Affairs and Provost
Dr. Richard Baskin	Associate Vice President for Academic Affairs
Teresa Betkowski	Assistant Vice President for Institutional Effectiveness
Dr. Ed Whitelock	Interim Dean, School of Arts and Sciences
Dr. Anne Purvis	Dean, School of Nursing and Health Sciences
Dr. Michael Mahan	Dean, School of Education

Gordon State College Organizational Chart



Last Updated August 8, 2014

Gordon State College Foundation

The Gordon State College Foundation, established in 1972, seeks to support and enhance the work of Gordon State College through securing financial resources for the further development and growth of the college. A number of funds have been established by the Gordon State College Foundation – for a listing visit www.gordonstate.edu/funds.

Trustees	Trustees Emeriti
Mr. Hoppy Hopkins, Chairman	Capt. Paul Barnes
Mr. Bill Bazemore, Vice Chairman	Mr. Dallas Copeland
Mr. Pete Malone, Treasurer	Mr. Joe Edwards
Dr. Max Burns, Secretary	Mrs. Rosemary Evans
Mr. Jimmy Matthews, At Large	Mr. Sid Jennette
Mr. Bruce L. Akins	Mr. Lon Knowles
Mr. Peter L. Banks	Mr. Tom Richardson
Mr. Phillip Bell	Dr. Mary Jean Simmons
Mr. Andy B. Bush	Mr. Larry Smith
Mr. Georgia W. Butler	Mr. T. Rogers Wade
Mr. Kenneth E. Coggins	Mr. Henry Walker
Mr. Alan W. Connell	Rep. John Yates
Mr. Robert Dickey	
Mr. Jim Edwards	
Mr. John Edwards	
Judge Bill Fears	
Mrs. Lucinda Dallas	
Mr. Walter Geiger	
Mr. James L. Granum	
Mr. Georgia Hightower	
Rep. Curtis S. Jenkins	
Mr. Derrick Lewis	
Mr. Jeff Manley	
Mr. Ed Mitchell	
Mr. Donald Neuner	
Dr. W. Michael Oxford	
Mr. John Quinn	
Mr. Lewis Robinson	
Mr. Eddie Rogers	
Mr. Luke Weaver	
Ms. Jennie Woodlee	
	<hr/>
	Ex-Officio Members
	Dr. Lynn Rumfelt, Faculty Senate Chairperson
	Ms. Rachel Adams, Student Government Association President
	Mr. Kevin Blosser, Gordon Alumni Association Chairperson

Source: Gordon State College Foundation webpage: www.gordonstate.edu/alumni/foundation.asp

Gordon State College Publications

Gordon State College has several publications that are issued during the year to better serve and inform students, faculty, staff, and the community about the purpose of and events at the institution. The following publications are available in printed format and/or are posted on the Gordon State College Website:

Community Education Catalog – published every semester by Community Education listing course offerings, dates, times and cost, and it also lists payment and refund information. (<http://www2.gordonstate.edu/commed/>)

The Blackshear Journal – an annual publication sponsored by the Literary Club and the Humanities Department. It is staffed by members of the Literary Club. Students, faculty, and staff may submit original material for inclusion.

Gordon State College Academic Catalog – updated and published each academic year. Contains such information as general policies, admissions requirements, financial aid information, fees and expenses, degree programs and transfer information, and other academic information. (<http://www.gordonstate.edu/catalog/academiccatalog>)

Gordon State College Fact Book – an annual publication containing information and statistical data about Gordon State College, and it is published by the Office of Institutional Research office. (<http://www.gordonstate.edu/ir/fact-books>)

The Claymore – the monthly student newspaper which reports on Gordon news and activities. It is published by student editors and staff and funded by student activity fees.

Gordon State College Web site – www.gordonstate.edu.

Guide to Residence Hall Living – published by Residence Life. Contains information, rules and policies concerning the Gordon State College Residence Halls. (<http://www.gordonstate.edu/forms/housing/hallguide.pdf>).

President's Report – published annually by the Office of Institutional Advancement. Award winning inaugural issue. Written to inform interested parties of progress and advancement at Gordon State College, also contains photos and interviews with prominent alumni. (<http://www.gordonstate.edu/Alumni/presidents-report>)

Schedule of Classes – a collaborative publication between Academic Affairs and the other administrative offices. It contains list of course offerings/schedule per semester, deadline dates, fees, registration, drop/add and withdrawal information and more. (<http://www.gordonstate.edu/schedule/class-schedules-and-registration-information>).

Gordon State College Publications

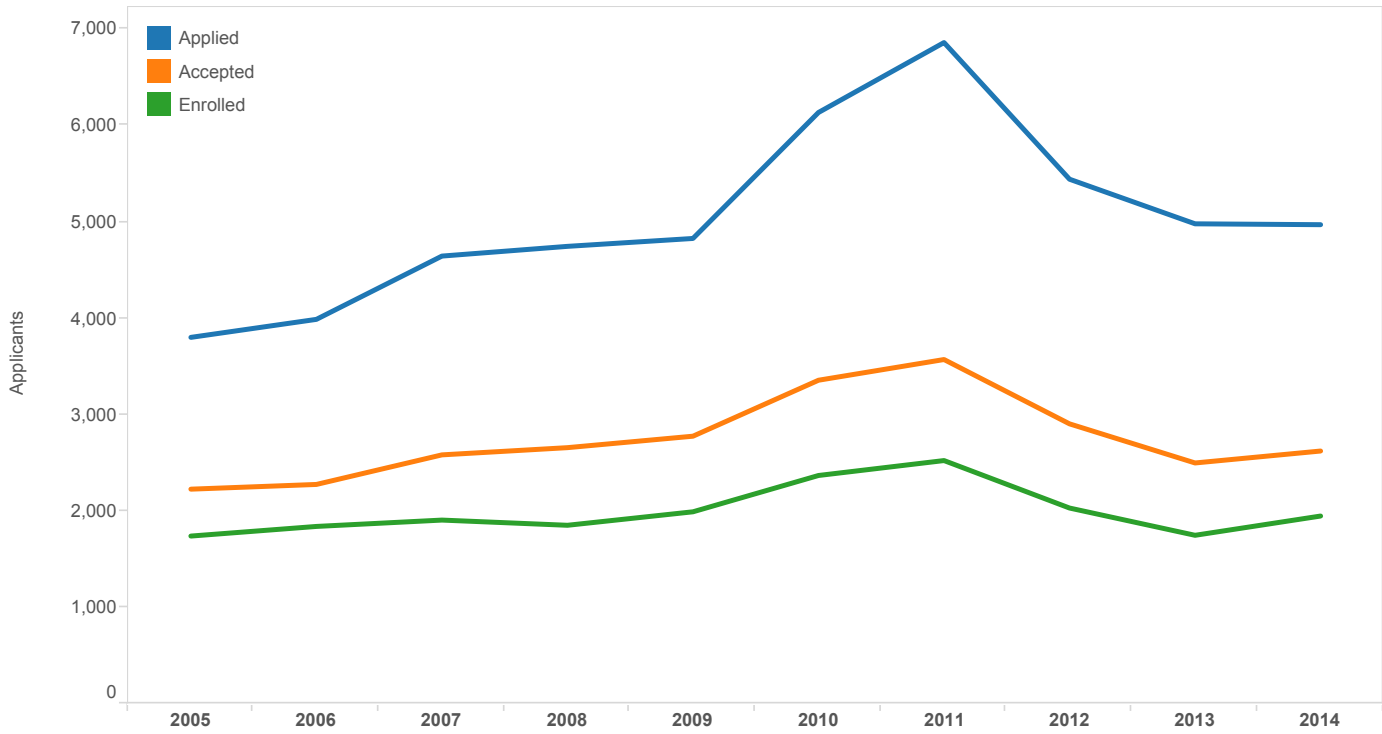
Traffic Codes – is published by the Department of Public Safety and lists policies, registration procedures, fines and appeals, and other regulations concerning traffic and parking on campus property. (<http://www.gordonstate.edu/publicsafety/traffic-codes>).

View Book & Recruitment Package – published by the Admissions Office containing information about Gordon State College, applications for admission, Foundation scholarships, list of buildings, campus map, fee schedule, and instructions for filing for financial aid.

Admissions



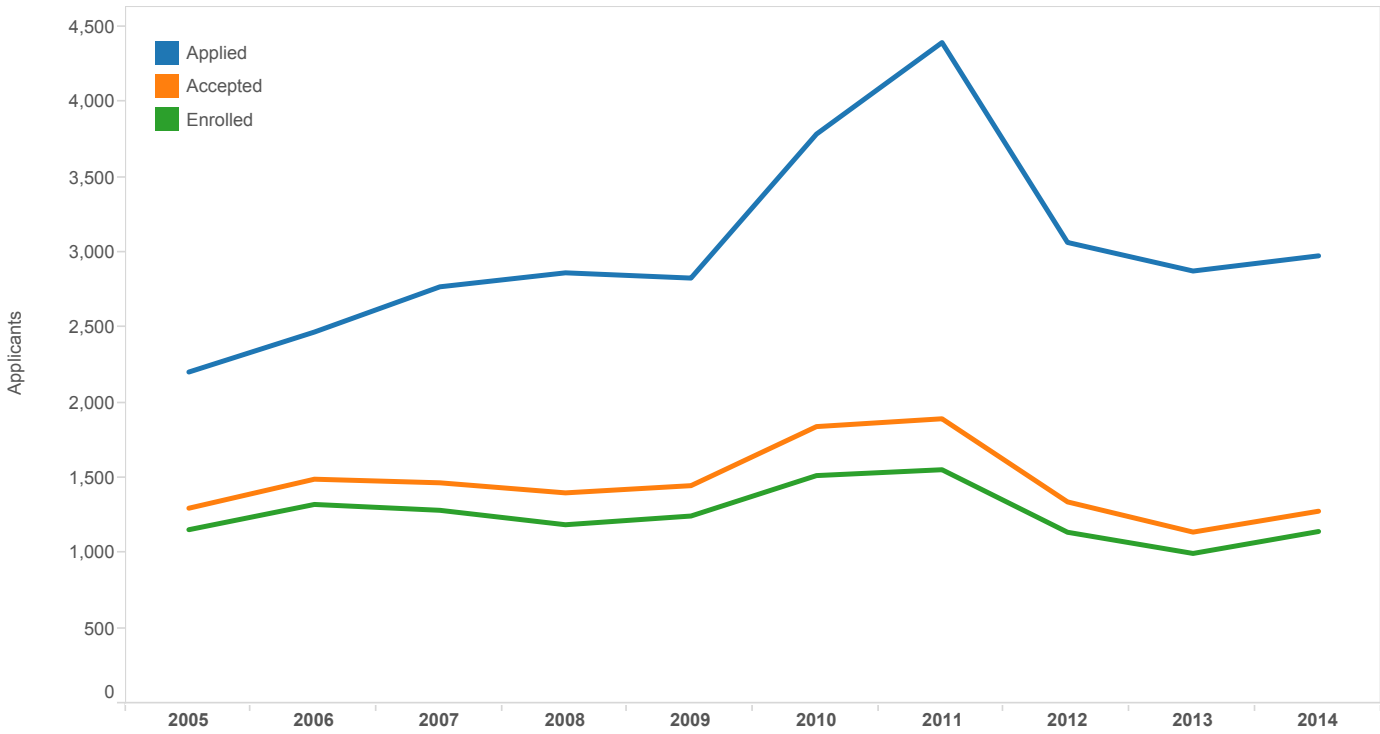
Applicants by Academic Year
10-year History of All Applicants



Academic Year	Applied	Accepted	% of Applied Accepted	Enrolled	% of Applied Enrolled	% of Accepted Enrolled
2005	3,801	2,225	59%	1,738	46%	78%
2006	3,988	2,274	57%	1,838	46%	81%
2007	4,645	2,581	56%	1,904	41%	74%
2008	4,746	2,656	56%	1,850	39%	70%
2009	4,828	2,775	57%	1,990	41%	72%
2010	6,136	3,356	55%	2,367	39%	71%
2011	6,862	3,571	52%	2,522	37%	71%
2012	5,443	2,903	53%	2,029	37%	70%
2013	4,980	2,497	50%	1,746	35%	70%
2014	4,971	2,621	53%	1,946	39%	74%

Unduplicated count of all applicants for admission in the summer or fall terms for the academic year. Admission types include freshmen, transfer, transient, dual enrollment, and readmits.

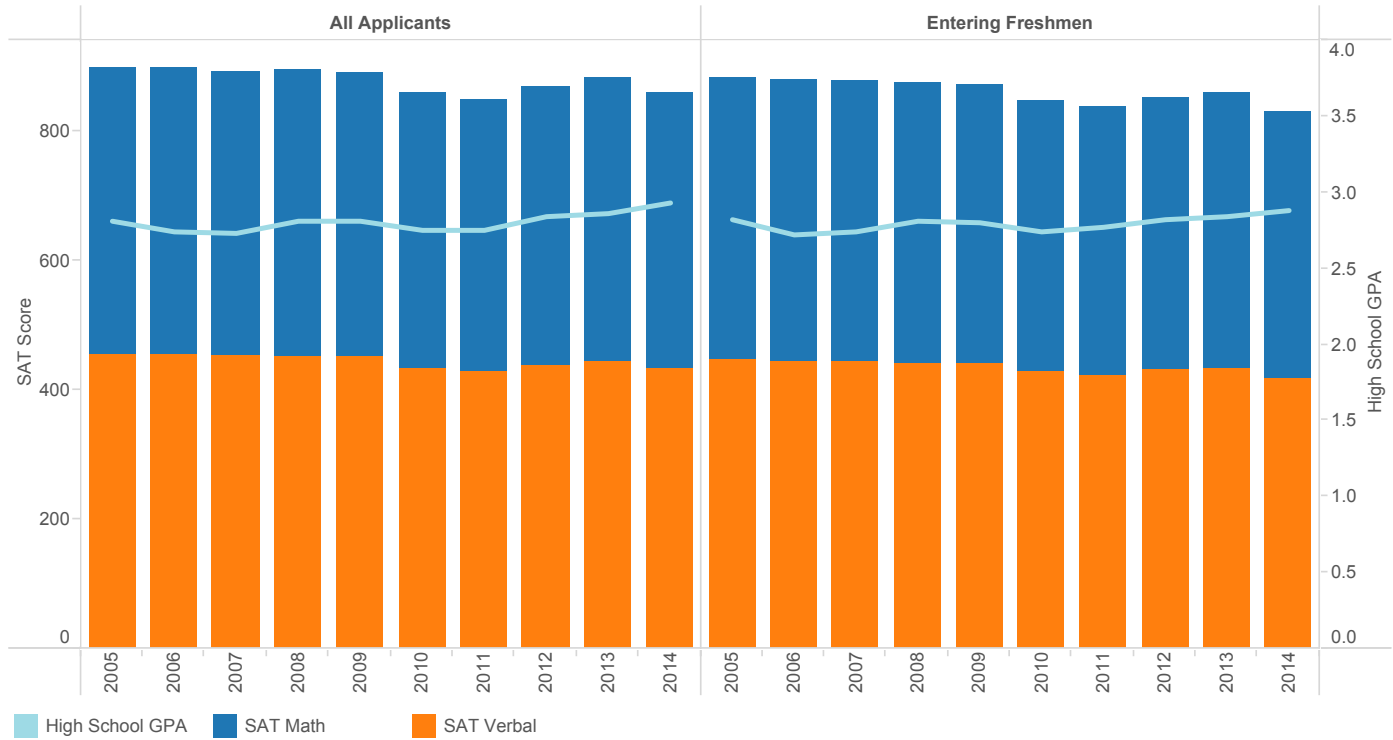
Applicants by Academic Year
10-year History of Entering Freshmen Applicants



Academic Year	Applied	Accepted	% of Applied Accepted	Enrolled	% of Applied Enrolled	% of Accepted Enrolled
2005	2,205	1,299	59%	1,156	52%	89%
2006	2,471	1,492	60%	1,324	54%	89%
2007	2,772	1,468	53%	1,285	46%	88%
2008	2,865	1,401	49%	1,189	42%	85%
2009	2,830	1,449	51%	1,247	44%	86%
2010	3,788	1,842	49%	1,516	40%	82%
2011	4,397	1,894	43%	1,555	35%	82%
2012	3,067	1,341	44%	1,139	37%	85%
2013	2,877	1,140	40%	998	35%	88%
2014	2,978	1,279	43%	1,144	38%	89%

Unduplicated count of freshmen applicants for admission in the summer or fall terms for the academic year. Admission type include freshmen only.

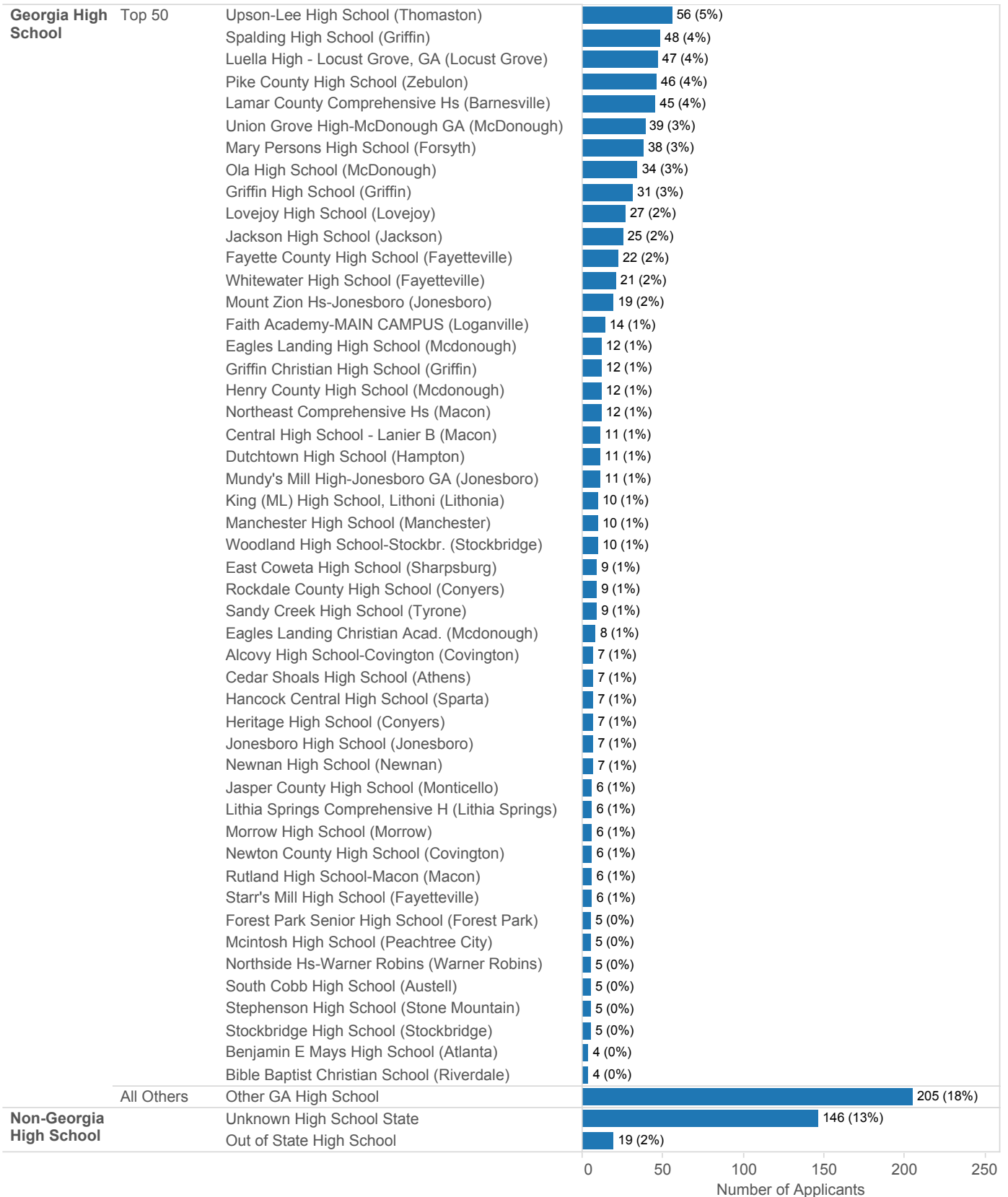
Average SAT and High School GPA by Academic Year
10-year History of All Applicants and Entering Freshmen



Academic Year	All Applicants				Entering Freshmen			
	SAT Math	SAT Verbal	SAT Combined	High School GPA	SAT Math	SAT Verbal	SAT Combined	High School GPA
2005	443	453	896	2.81	435	446	881	2.82
2006	443	453	896	2.74	434	444	878	2.72
2007	438	453	891	2.73	432	444	876	2.74
2008	442	452	894	2.81	432	442	874	2.81
2009	438	451	889	2.81	430	441	871	2.80
2010	424	434	858	2.75	418	428	846	2.74
2011	420	428	848	2.75	416	423	839	2.77
2012	430	439	869	2.84	422	430	852	2.82
2013	437	444	881	2.86	427	433	860	2.84
2014	427	433	860	2.93	412	418	830	2.88

Average SAT math, verbal and combined, and average high school GPA of all applicants and freshmen applicants for admission in the summer or fall terms and enrolled in fall semester of academic year.

High School of Applicants Entering Freshmen

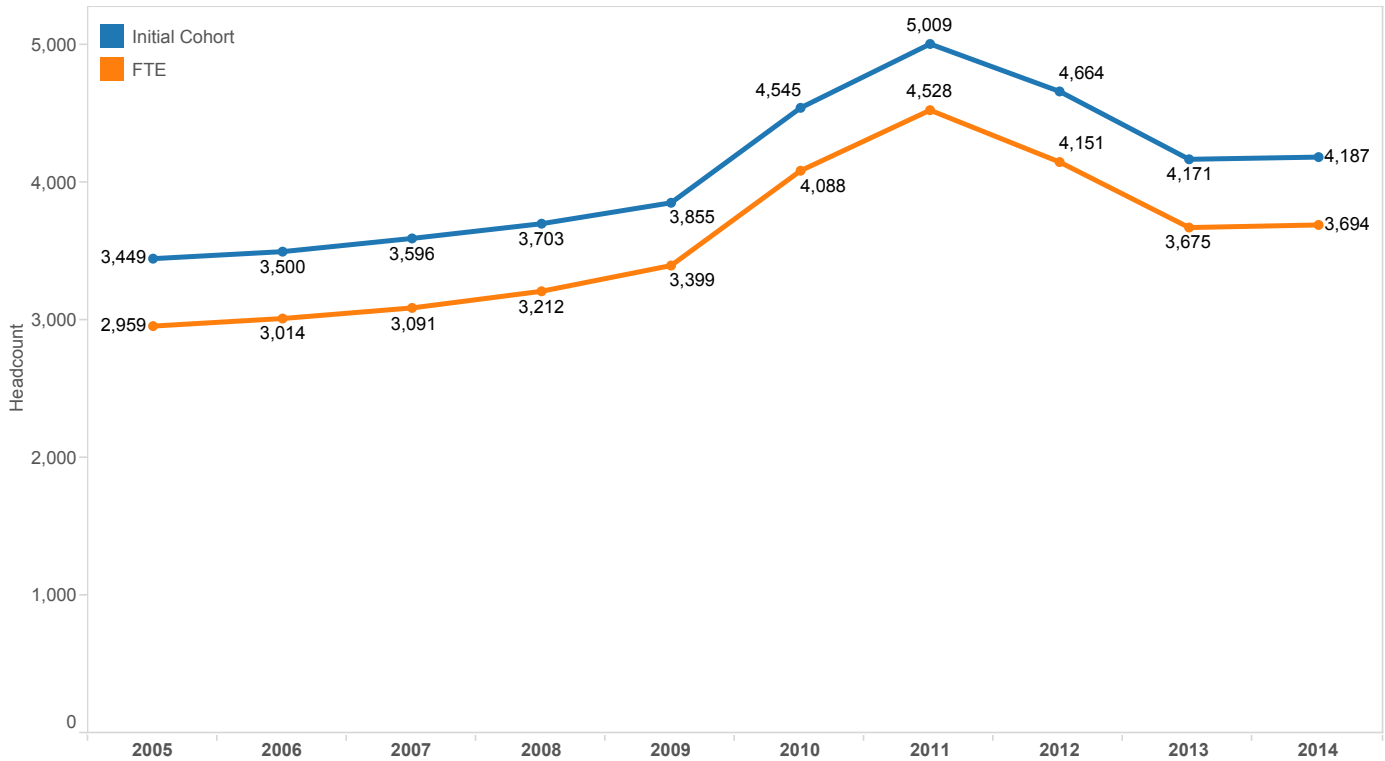


Unduplicated count of freshmen applicants by high school for admission in the summer or fall terms and enrolled in fall term. Admission type include freshmen only.

Enrollment

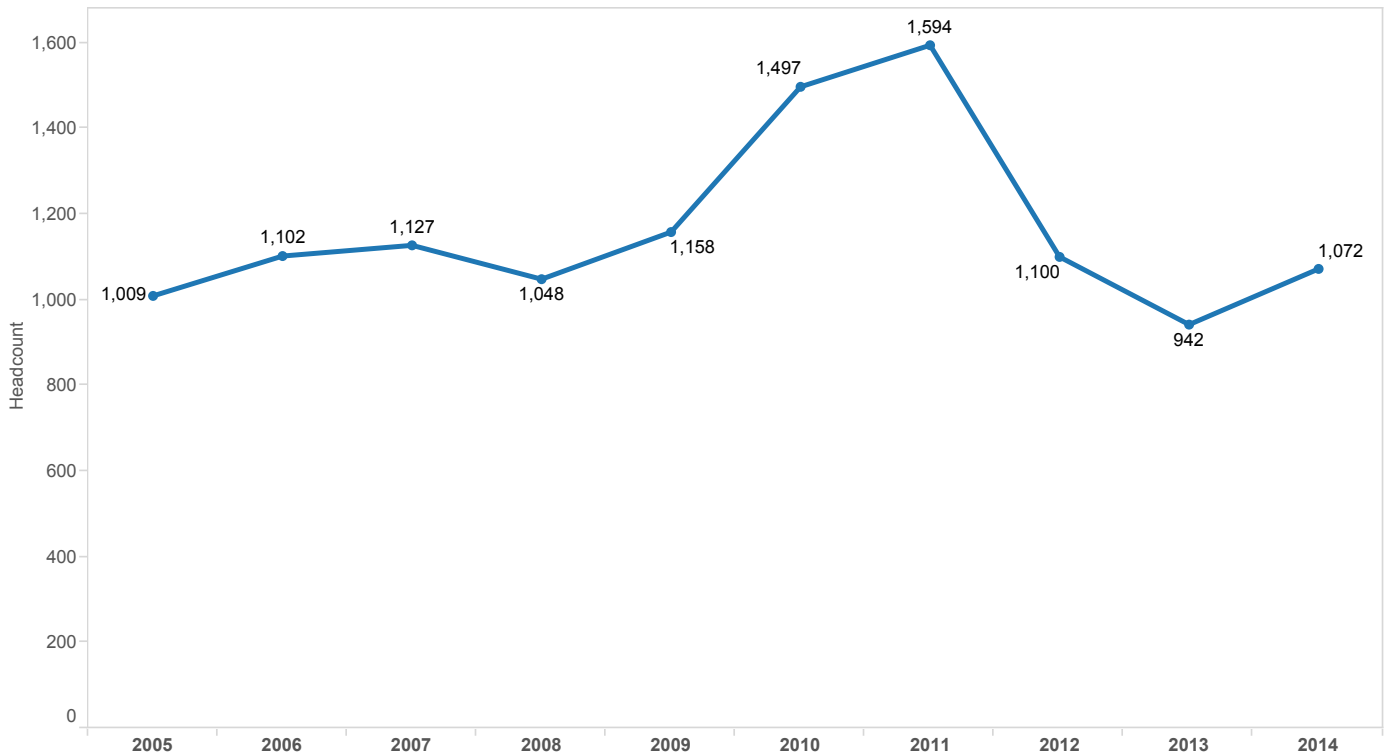


Enrollment by Academic Year 10-year History of All Students



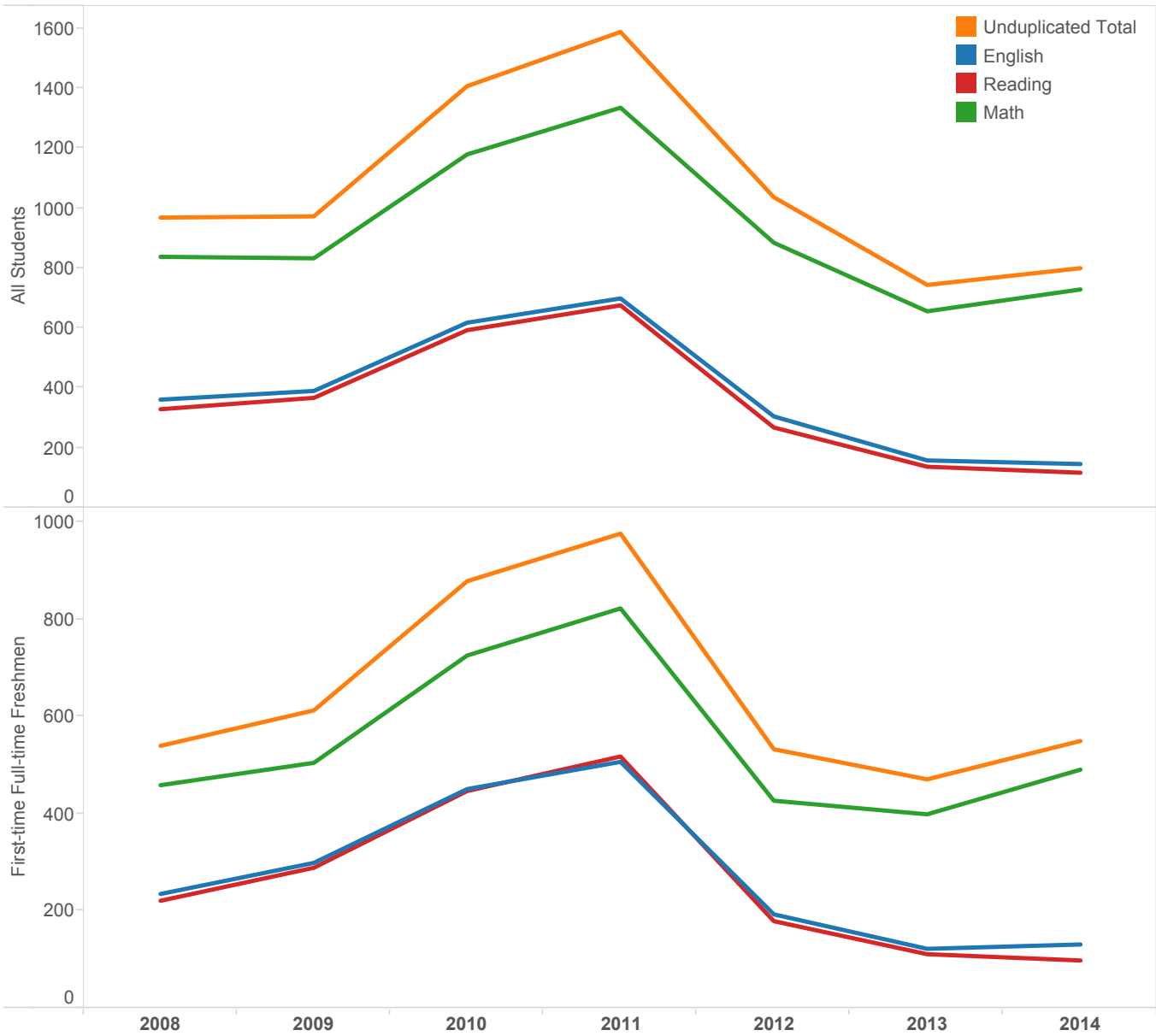
Unduplicated headcount and FTE for the fall semester of academic year. Includes all student types and classifications.

10-year History of First-time Full-time Freshmen



Unduplicated headcount for the fall semester of academic year. Includes first-time full-time freshmen.

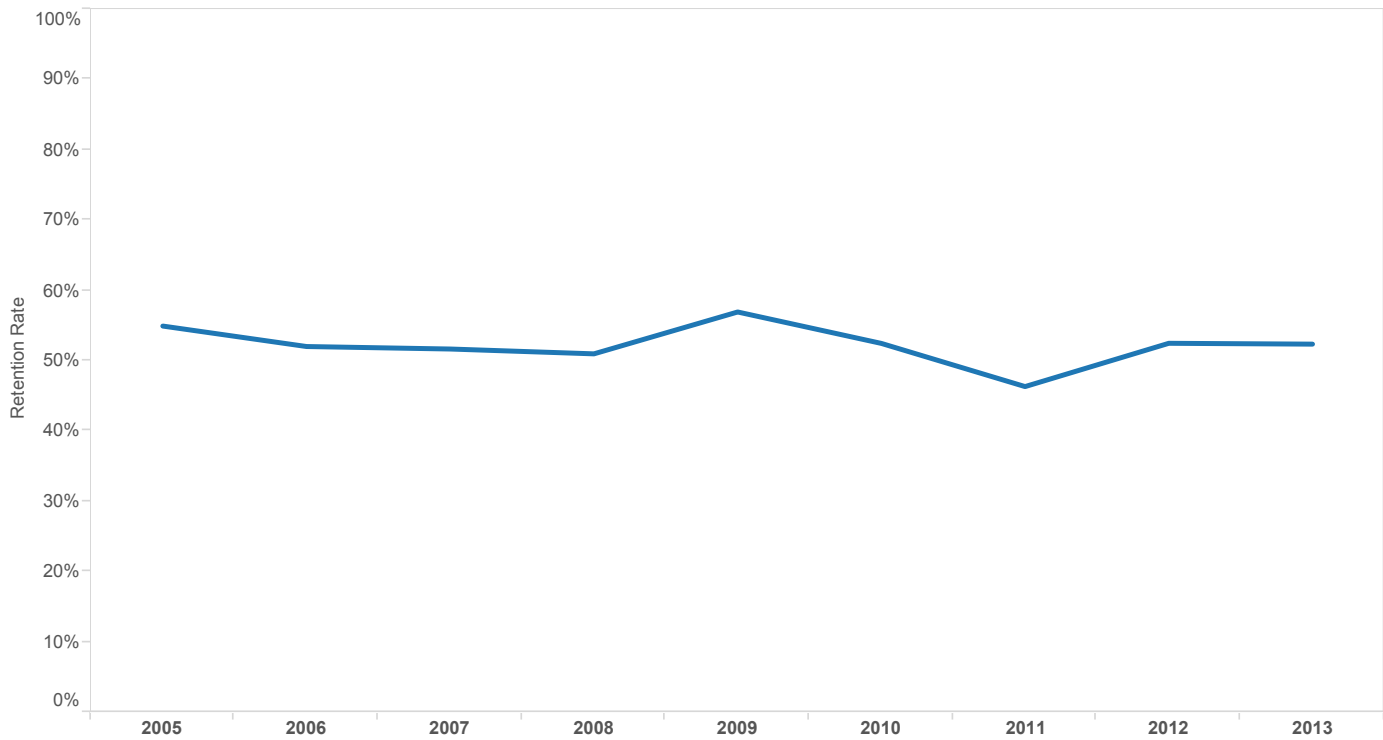
Enrollment by Academic Year
10-year History of Students with Learning Support Requirements



Academic Year	All Students				First-time Full-time Freshmen			
	English	Reading	Math	Unduplicated Total	English	Reading	Math	Unduplicated Total
2008	361	329	838	969	235	221	459	540
2009	390	367	833	973	299	289	505	613
2010	618	593	1,180	1,408	451	447	726	879
2011	699	676	1,336	1,589	507	518	823	977
2012	305	268	885	1,037	193	179	427	533
2013	158	137	656	744	122	111	399	471
2014	146	117	729	800	131	98	491	550

Unduplicated headcount for fall semester of academic year of students with at least one learning support requirement. First-time full-time freshmen categorized per IPEDS survey. Data unavailable for academic years of 2005, 2006 and 2007.

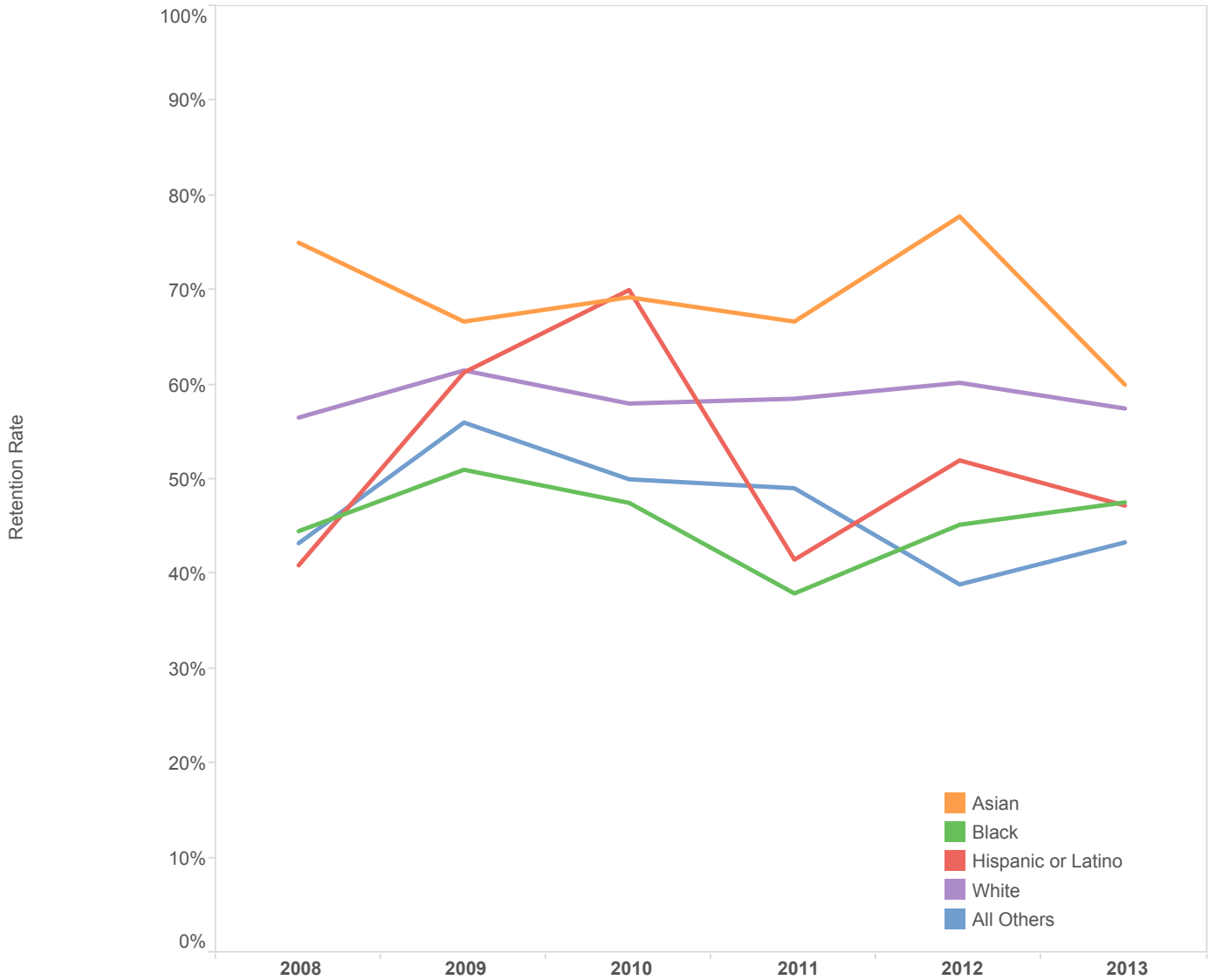
Retention Rate by Academic Year 10-year History of First-Time Full-Time Freshmen



Academic Year	Initial Cohort	Enrolled the Following Year (Retained)	Retention Rate
2005	1,009	554	54.9%
2006	1,102	573	52.0%
2007	1,127	582	51.6%
2008	1,048	534	51.0%
2009	1,158	659	56.9%
2010	1,497	785	52.4%
2011	1,594	738	46.3%
2012	1,100	577	52.5%
2013	942	493	52.3%

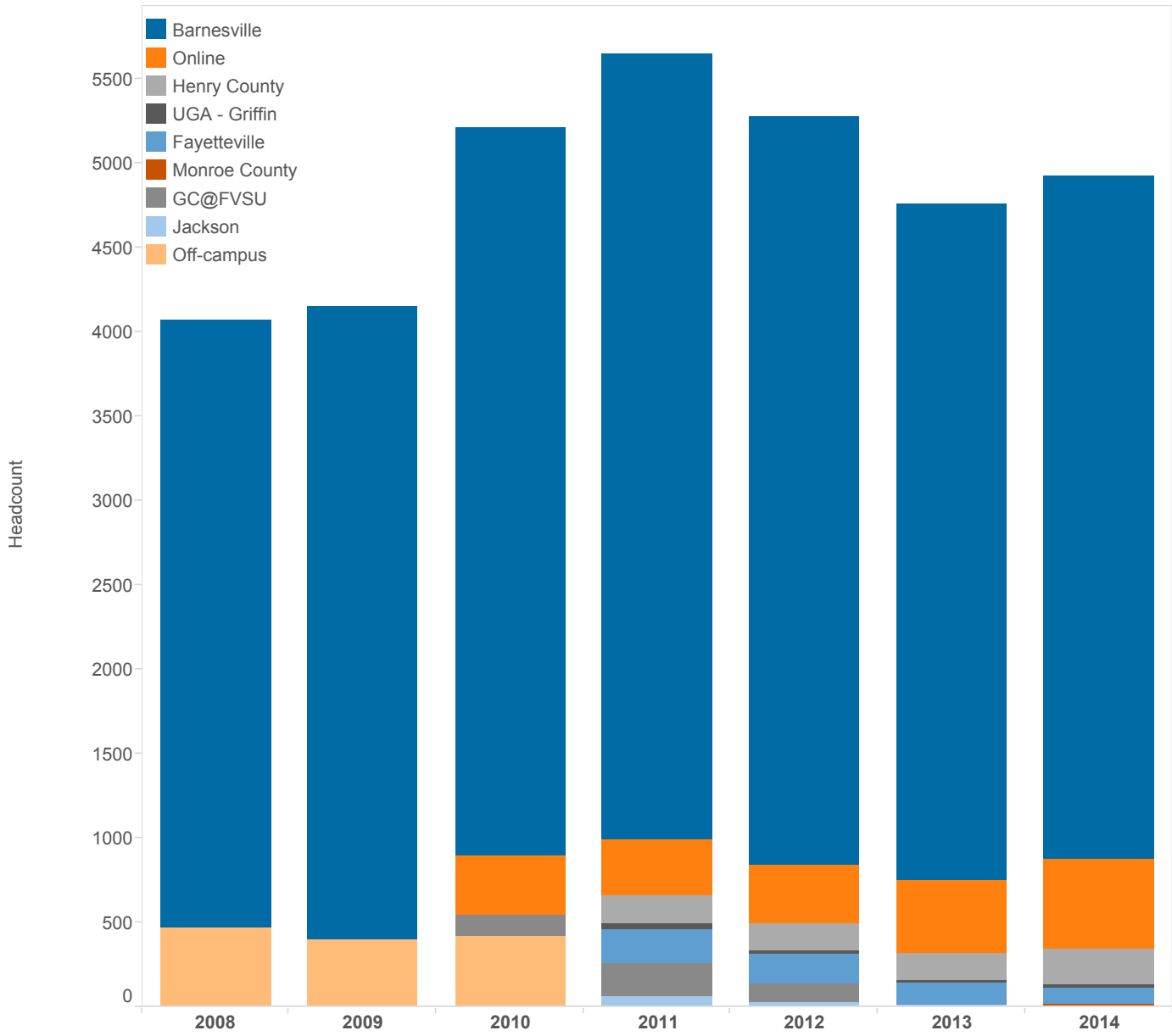
Initial cohort of first-time full-time freshmen as defined by IPEDS for the fall semester of academic year.

Retention Rate by Academic Year by Ethnicity
 10-year History of First-Time Full-Time Freshmen



		2008	2009	2010	2011	2012	2013
Asian	Initial Cohort	8	6	13	12	9	5
	Retained	6	4	9	8	7	3
	Rate	75%	67%	69%	67%	78%	60%
Black	Initial Cohort	429	496	823	883	500	410
	Retained	191	253	391	335	226	195
	Rate	45%	51%	48%	38%	45%	48%
Hispanic or Latino	Initial Cohort	22	31	40	53	50	36
	Retained	9	19	28	22	26	17
	Rate	41%	61%	70%	42%	52%	47%
White	Initial Cohort	552	600	581	593	505	461
	Retained	312	369	337	347	304	265
	Rate	57%	62%	58%	59%	60%	57%
All Others	Initial Cohort	37	25	40	53	36	30
	Retained	16	14	20	26	14	13
	Rate	43%	56%	50%	49%	39%	43%

Enrollment by Academic Year by Location
10-year History of All Students

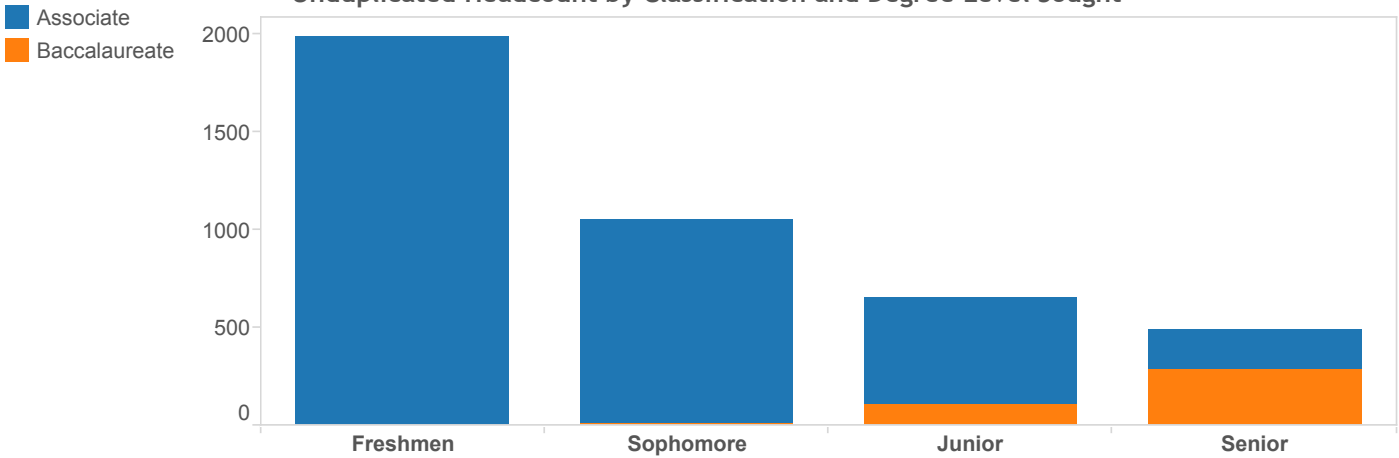


	2008	2009	2010	2011	2012	2013	2014
Barnesville	3,600	3,751	4,321	4,665	4,433	4,011	4,054
Online			355	335	348	434	532
Henry County				163	164	163	213
UGA - Griffin				36	24	10	22
Fayetteville				194	172	133	91
Monroe County							18
GC@FVSU			125	204	110		
Jackson				58	24	12	
Off-campus	467	401	414				

For academic year (AY) 2010 and prior, off-campus locations with the exception of "GC@FVSU" and "Online" were reported as "off-campus.". Headcount shown is duplicated across campus locations. Data for AY 2004 through AY 2007 not available. "GC @ FVSU" refers to students enrolled in classes offered on the campus of Fort Valley State University, Fort Valley, GA.

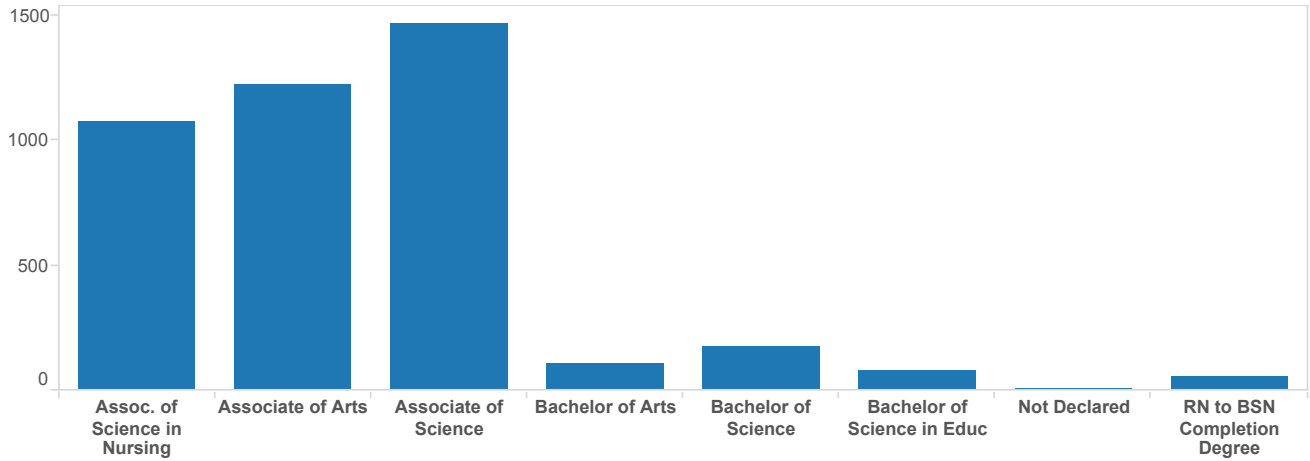
All Students
Fall Semester 2013

Unduplicated Headcount by Classification and Degree Level Sought




	Count	%	Count	%	Count	%	Count	%
Associate	1,987	100%	1,039	99%	545	83%	202	41%
Baccalaureate	1	0%	12	1%	109	17%	292	59%
Grand Total	1,988	100%	1,051	100%	654	100%	494	100%

Unduplicated Headcount by Degree Sought and Classification



	Count	%	Count	%	Count	%	Count	%	Count	%	Count	%
Freshmen	458	43%	728	60%	794	54%	0	0%	1	1%	7	100%
Sophomore	270	25%	343	28%	426	29%	4	4%	8	5%	0	0%
Junior	199	18%	131	11%	215	15%	28	26%	59	34%	22	29%
Senior	150	14%	20	2%	32	2%	75	70%	108	61%	55	71%
Grand Total	1,077	100%	1,222	100%	1,467	100%	107	100%	176	100%	77	100%

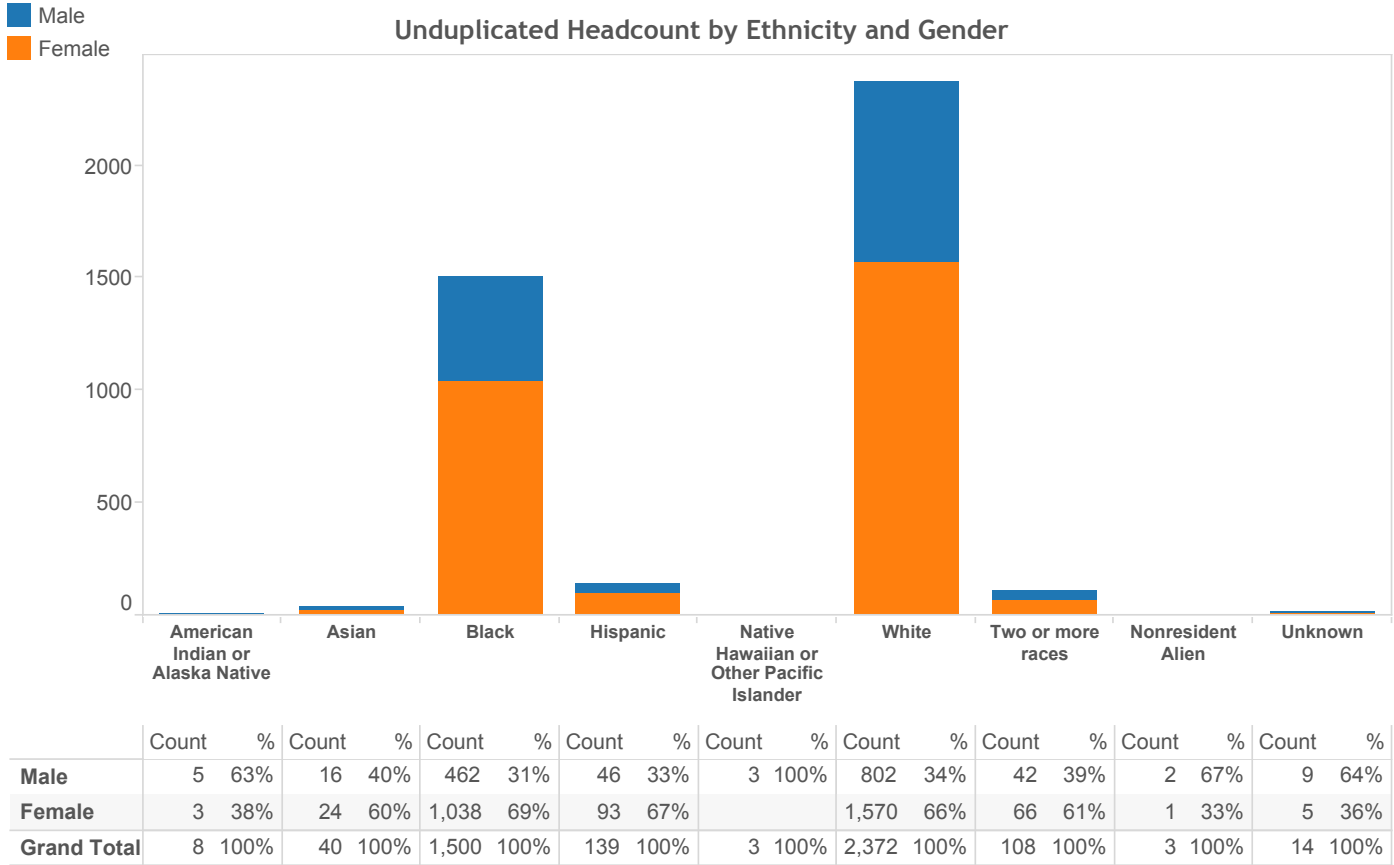
Unduplicated Headcount by Gender



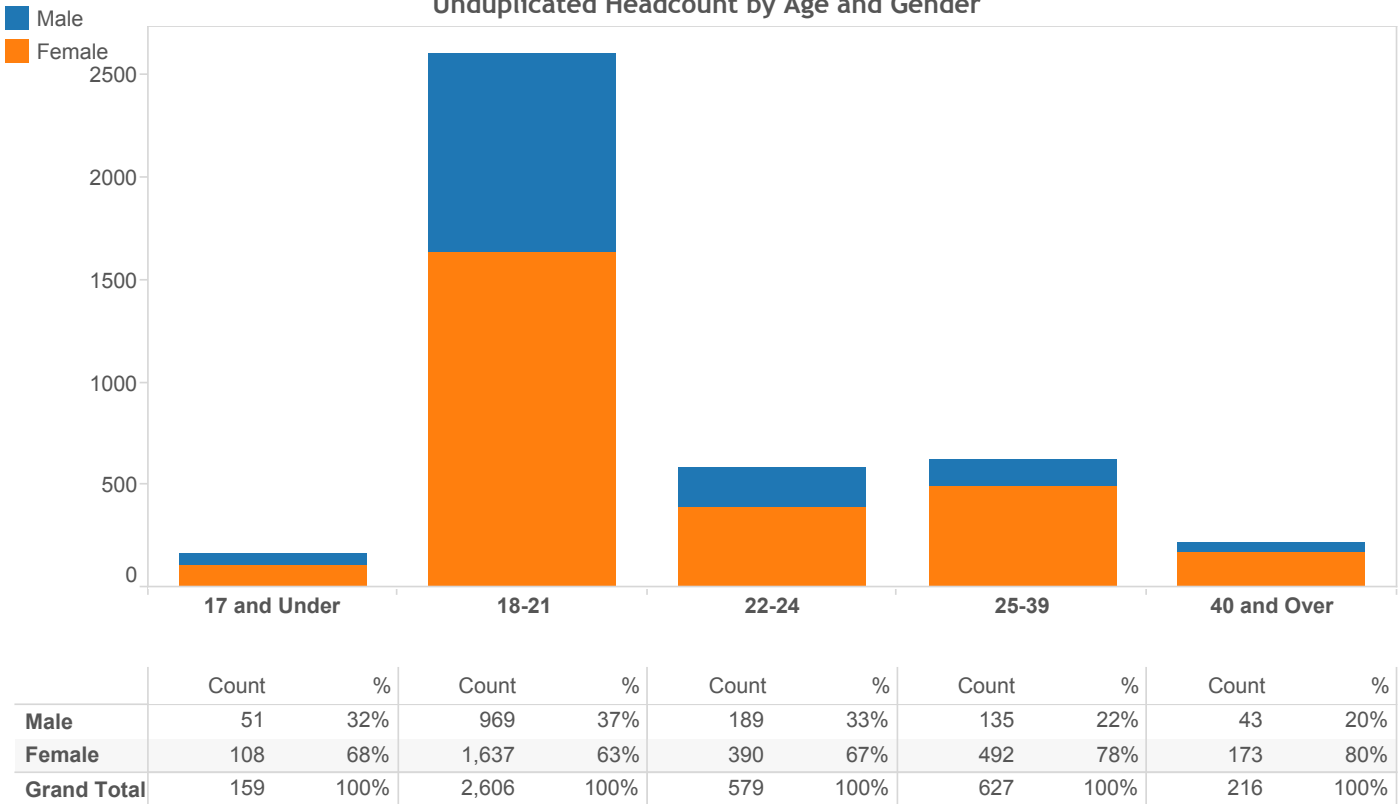
% represents percent of total

All Students
Fall Semester 2013

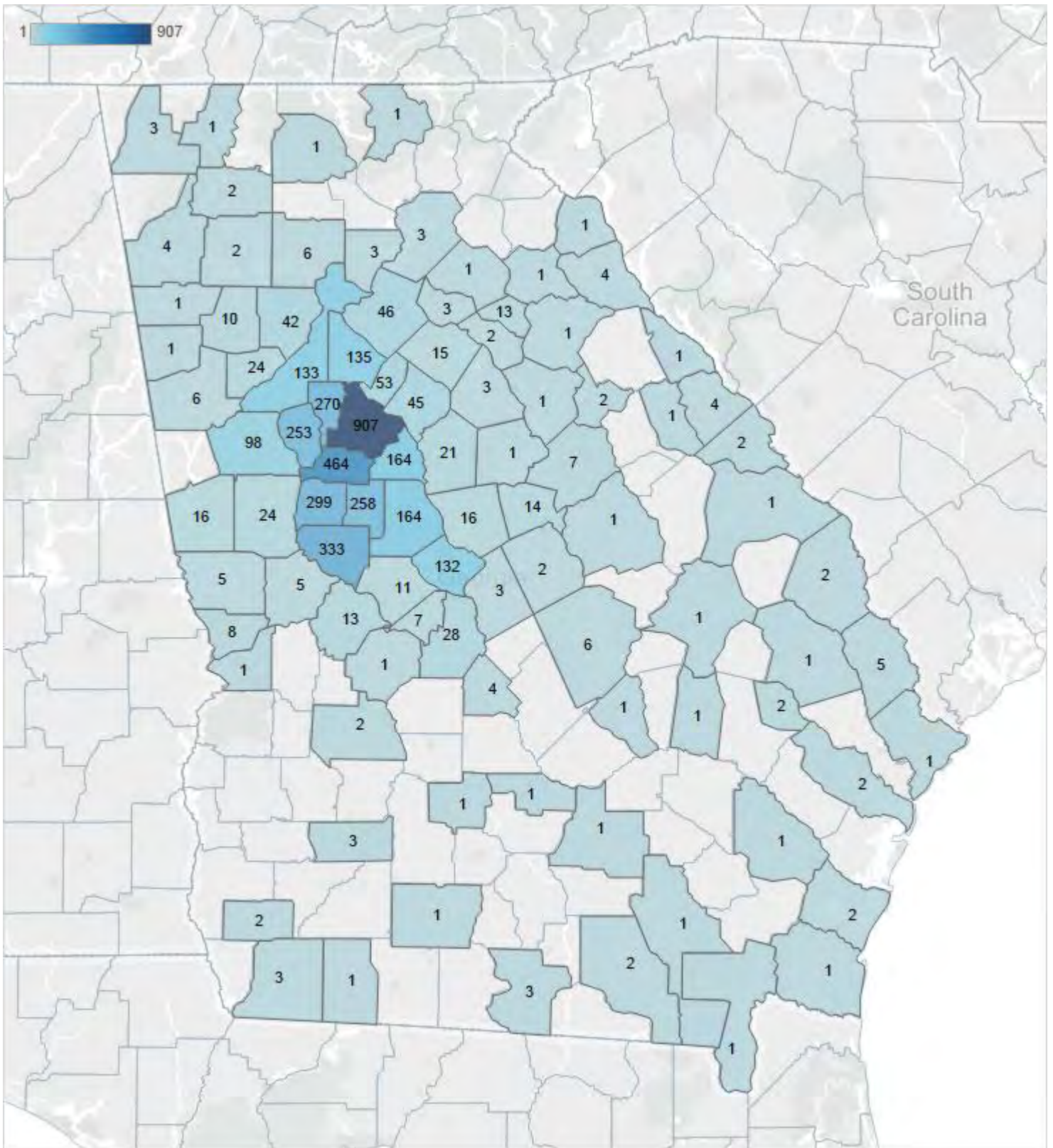
Unduplicated Headcount by Ethnicity and Gender



Unduplicated Headcount by Age and Gender

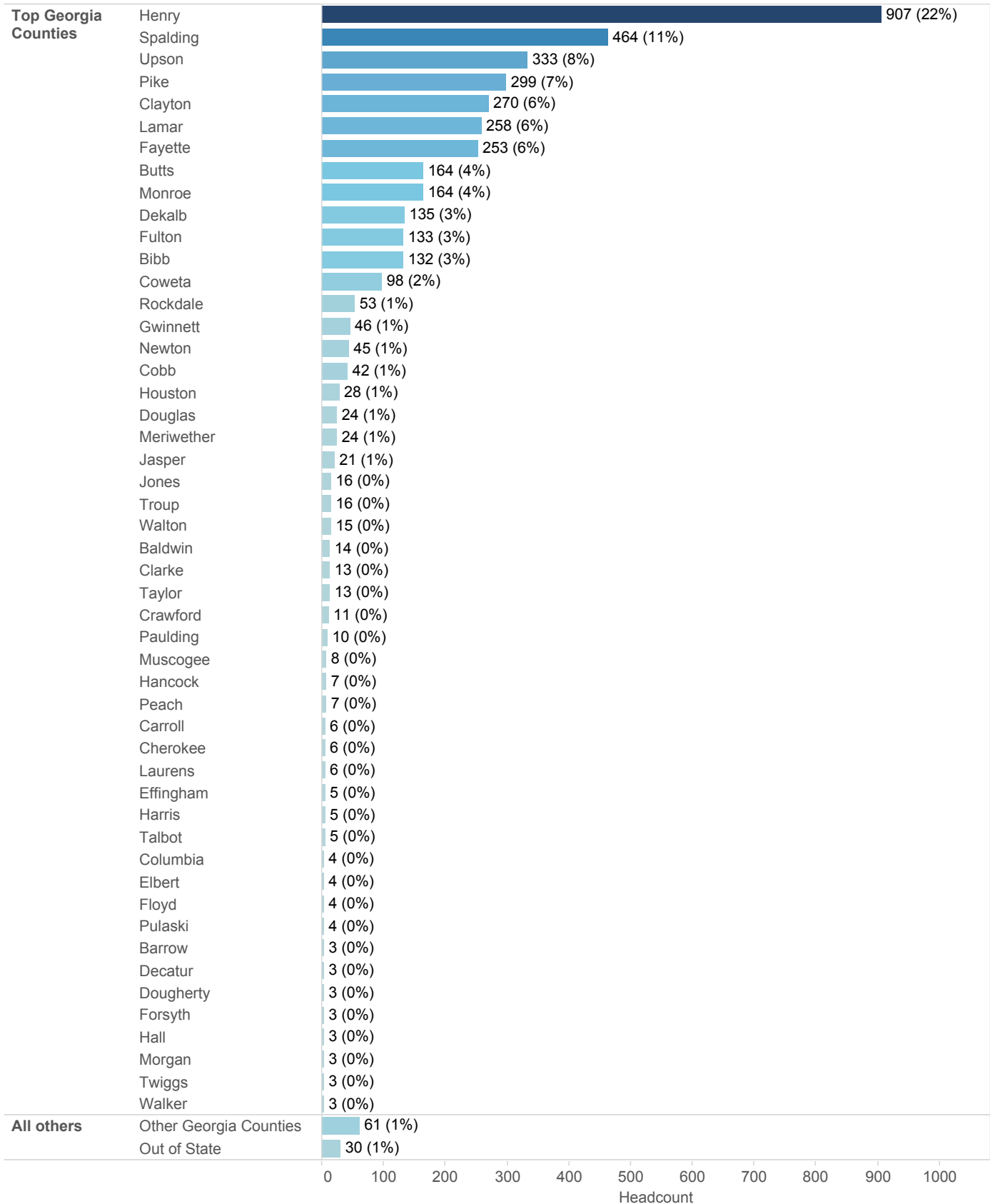


All Students
Fall Semester 2013 - County of Origin



Unduplicated headcount by county of origin.

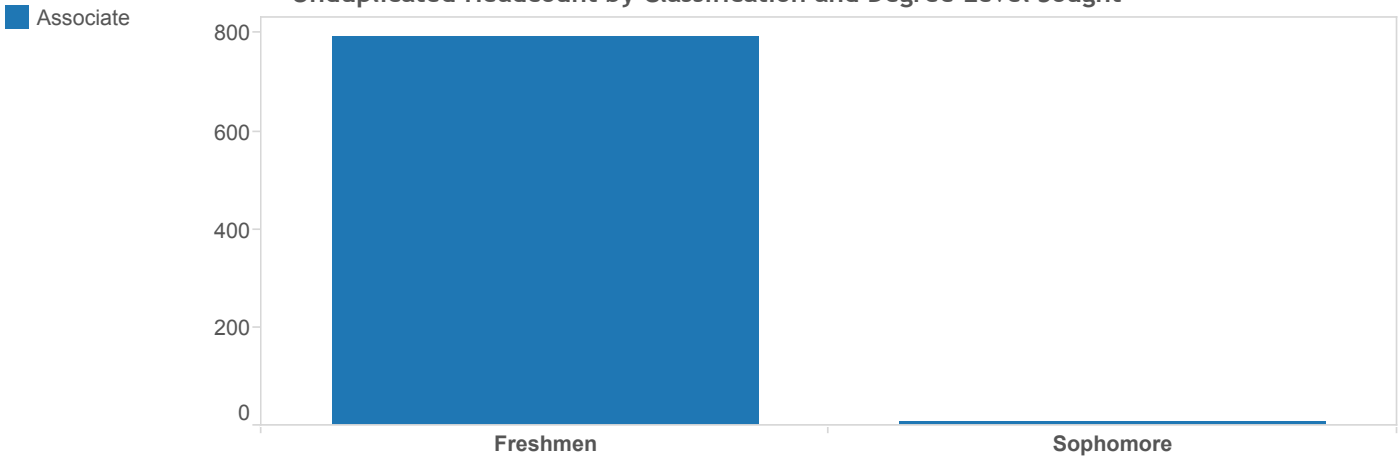
All Students
Fall Semester 2013 - County of Origin



Unduplicated headcount by county of origin.

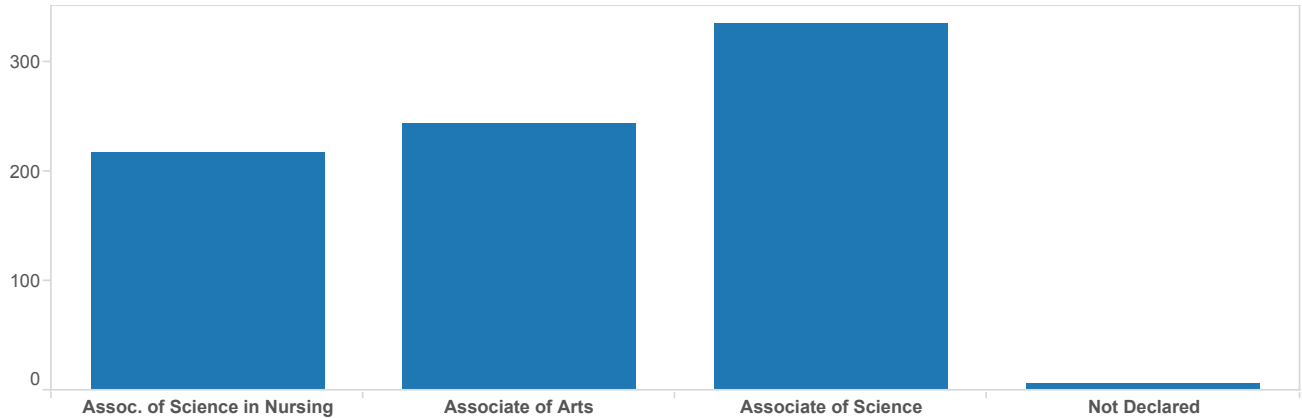
**All Students with Learning Support
Fall Semester 2013**

Unduplicated Headcount by Classification and Degree Level Sought




	Count	%	Count	%
Associate	792	100%	8	100%
Grand Total	792	100%	8	100%

Unduplicated Headcount by Degree Sought and Classification



	Count	%	Count	%	Count	%	Count	%
Freshmen	215	100%	241	99%	330	99%	6	100%
Sophomore	1	0%	3	1%	4	1%		
Grand Total	216	100%	244	100%	334	100%	6	100%

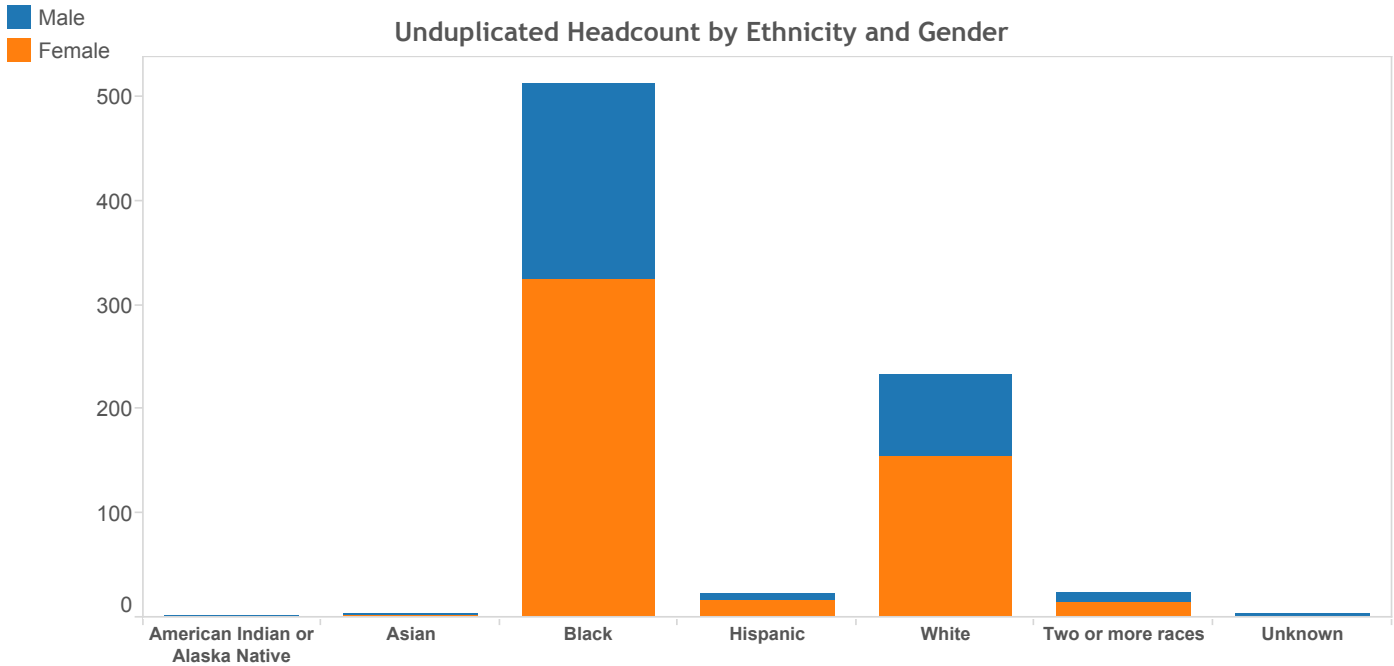
Unduplicated Headcount by Gender



% represents percent of total

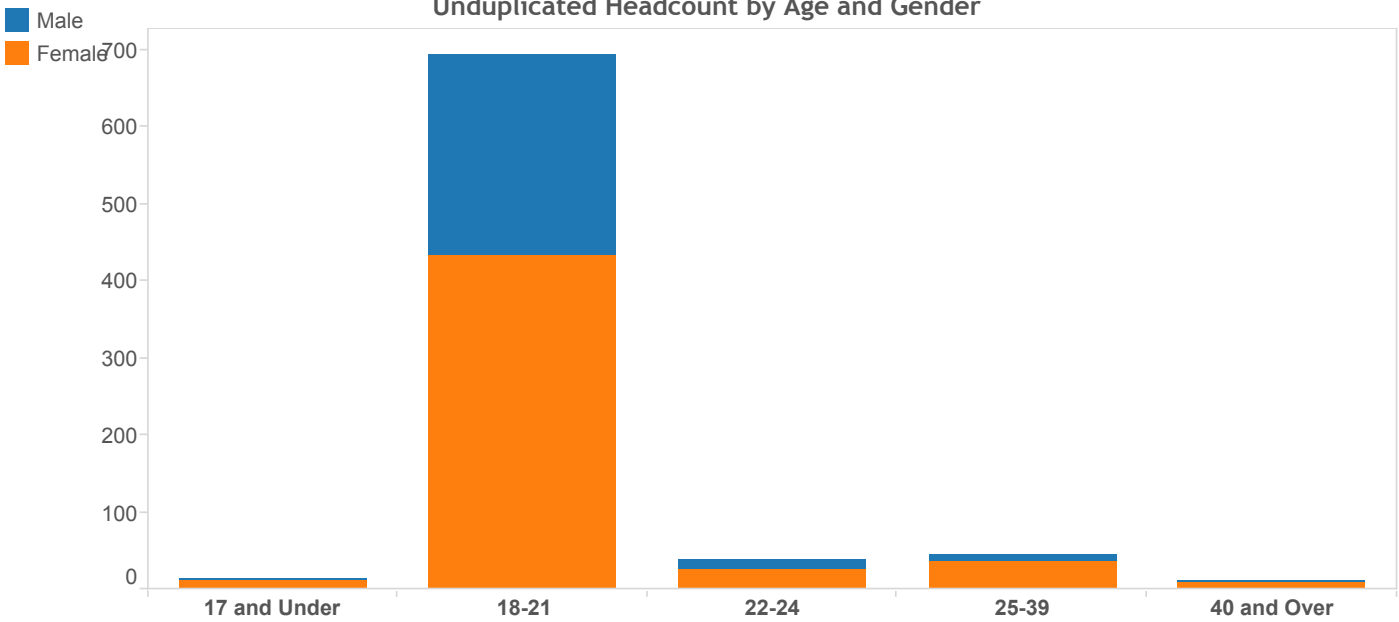
**All Students with Learning Support
Fall Semester 2013**

Unduplicated Headcount by Ethnicity and Gender



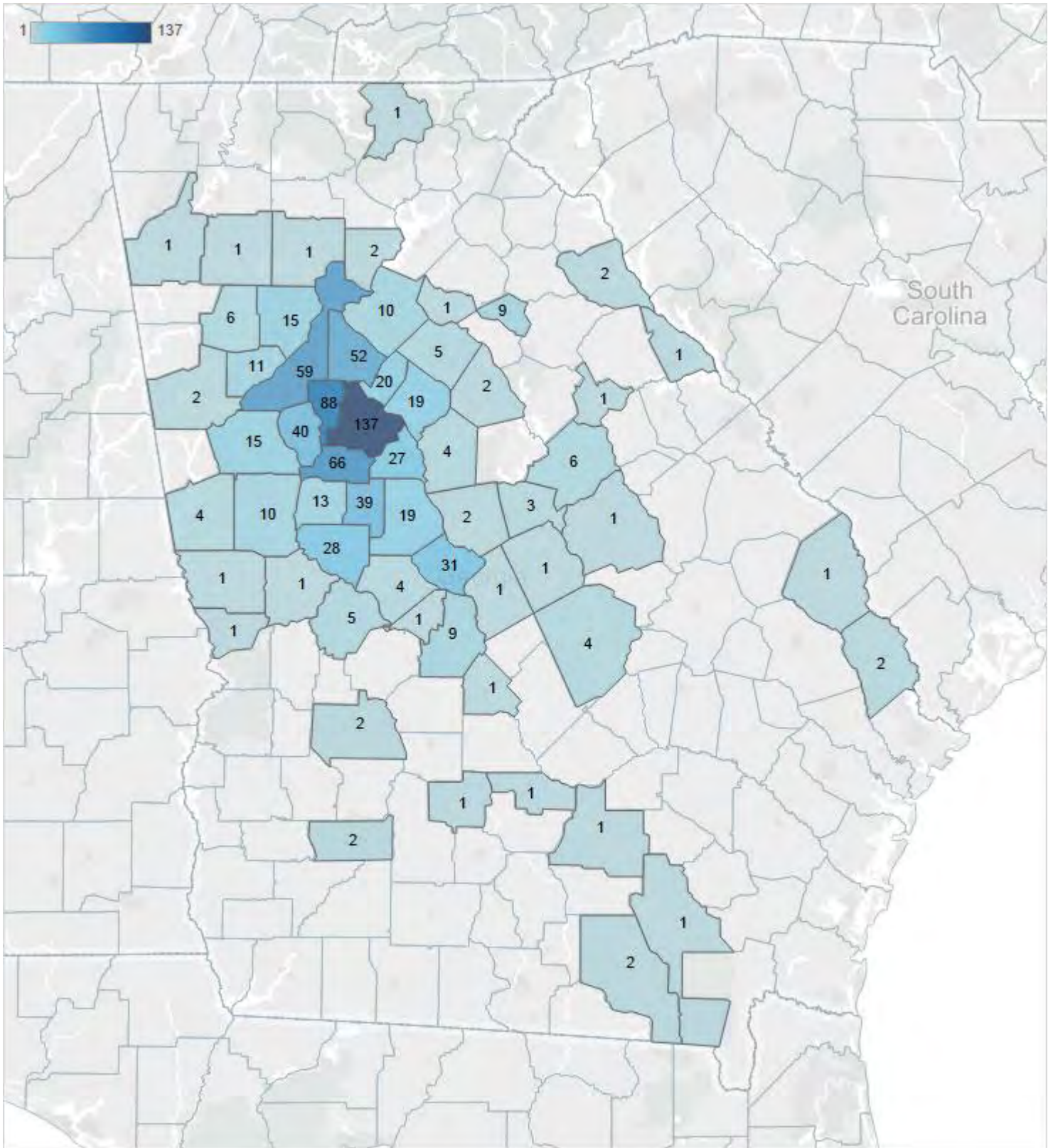
	Count	%	Count	%	Count	%	Count	%	Count	%	Count	%		
Male	2	100%	1	33%	187	37%	7	30%	79	34%	10	42%	3	100%
Female			2	67%	325	63%	16	70%	154	66%	14	58%		
Grand Total	2	100%	3	100%	512	100%	23	100%	233	100%	24	100%	3	100%

Unduplicated Headcount by Age and Gender



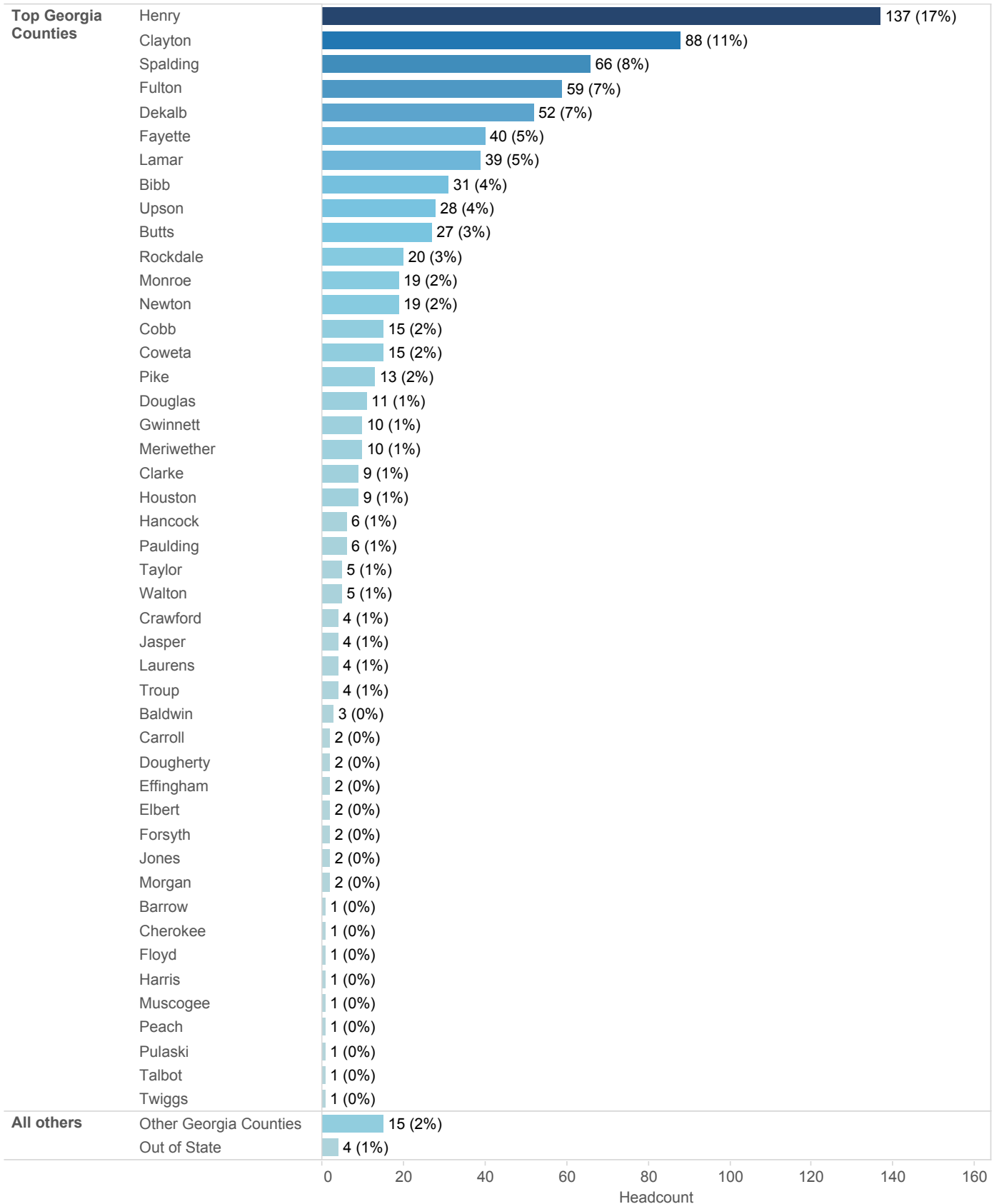
	Count	%	Count	%	Count	%	Count	%	Count	%
Male	2	17%	260	38%	14	36%	10	22%	3	27%
Female	10	83%	432	62%	25	64%	36	78%	8	73%
Grand Total	12	100%	692	100%	39	100%	46	100%	11	100%

All Students with Learning Support
Fall Semester 2013 - County of Origin



Unduplicated headcount by county of origin.

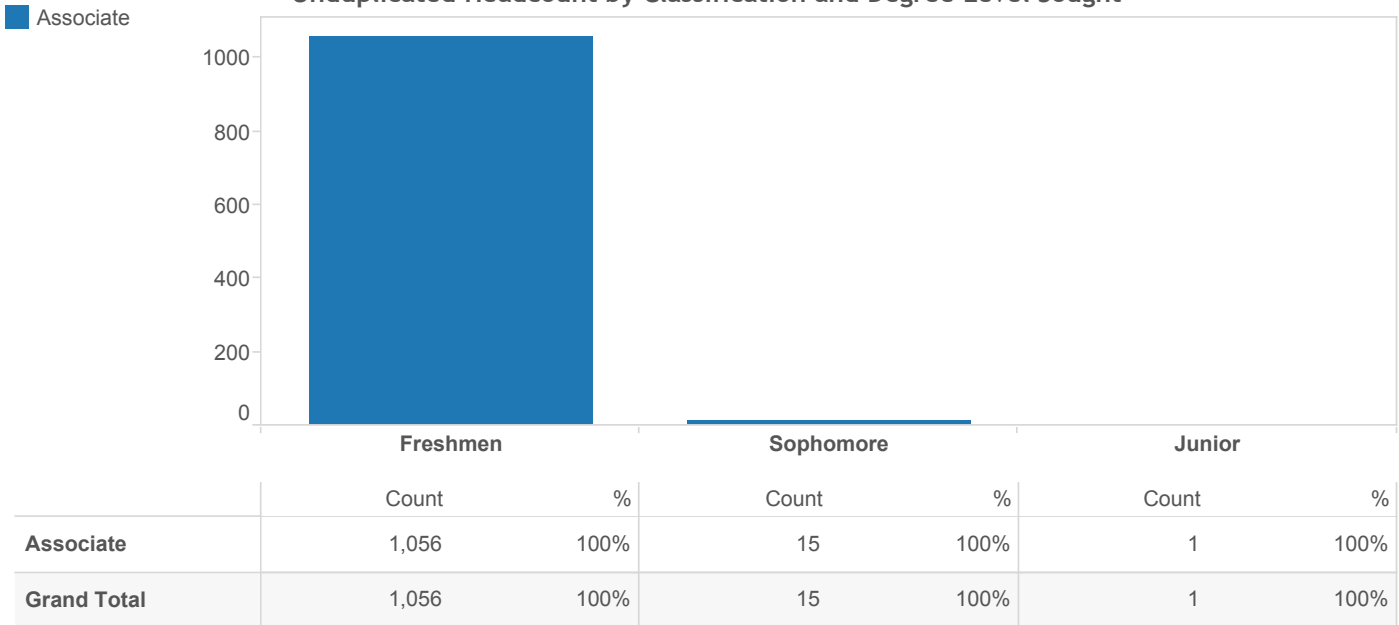
**All Students with Learning Support
Fall Semester 2013 - County of Origin**



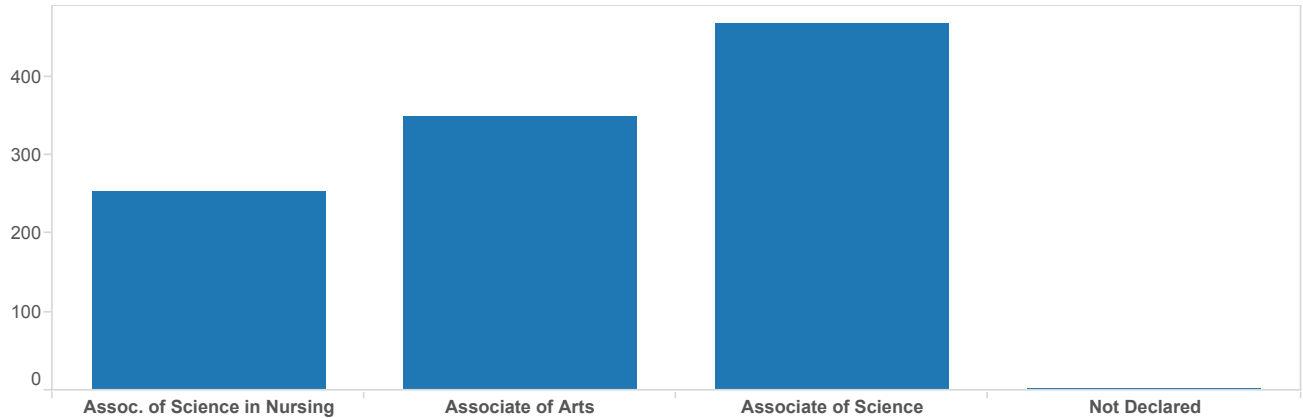
Unduplicated headcount by county of origin.

**First-time Full-time Freshmen
Fall Semester 2013**

Unduplicated Headcount by Classification and Degree Level Sought



Unduplicated Headcount by Degree Sought and Classification



	Count	%	Count	%	Count	%	Count	%
Freshmen	253	100%	341	98%	459	98%	3	100%
Sophomore			8	2%	7	1%		
Junior					1	0%		
Grand Total	253	100%	349	100%	467	100%	3	100%

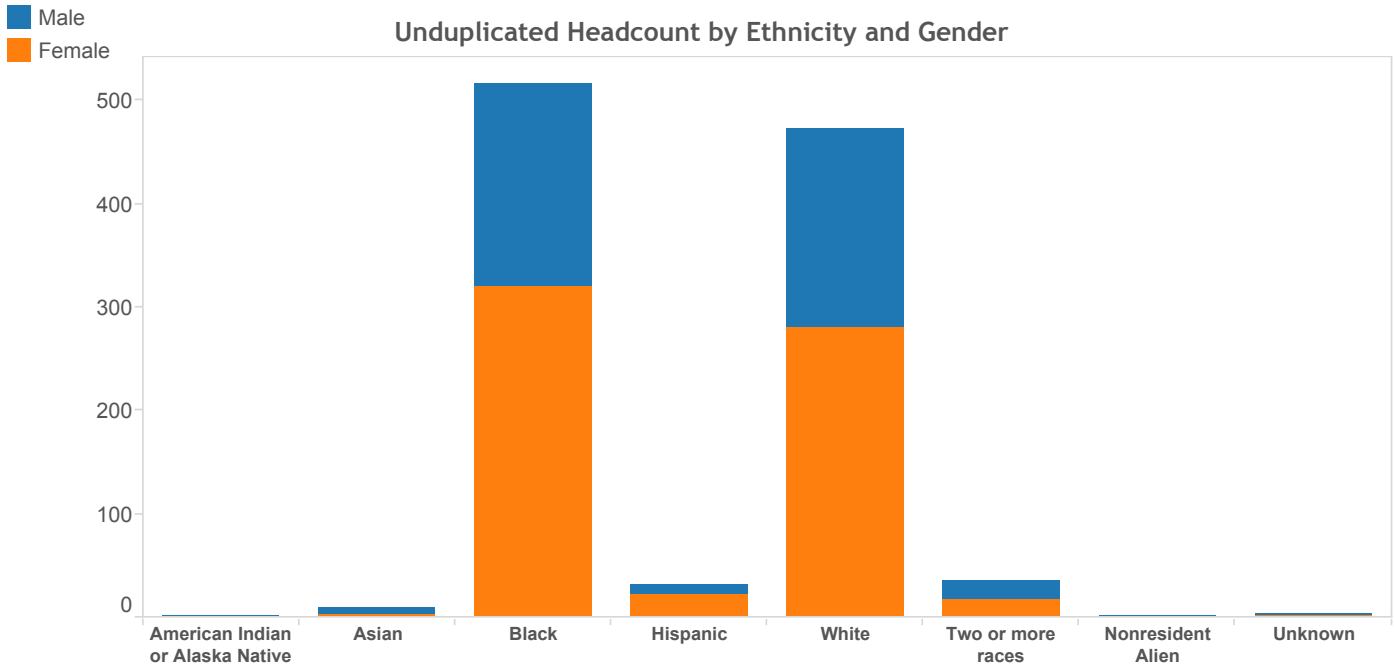
Unduplicated Headcount by Gender



% represents percent of total

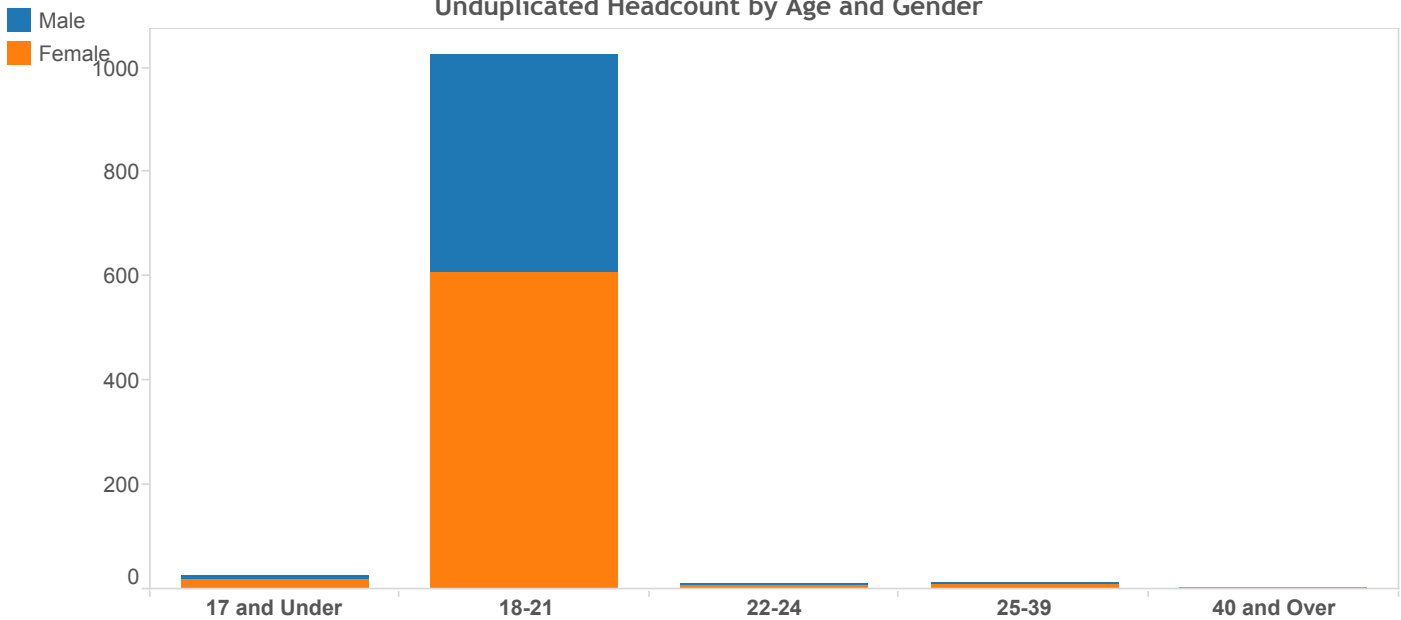
**First-time Full-time Freshmen
Fall Semester 2013**

Unduplicated Headcount by Ethnicity and Gender



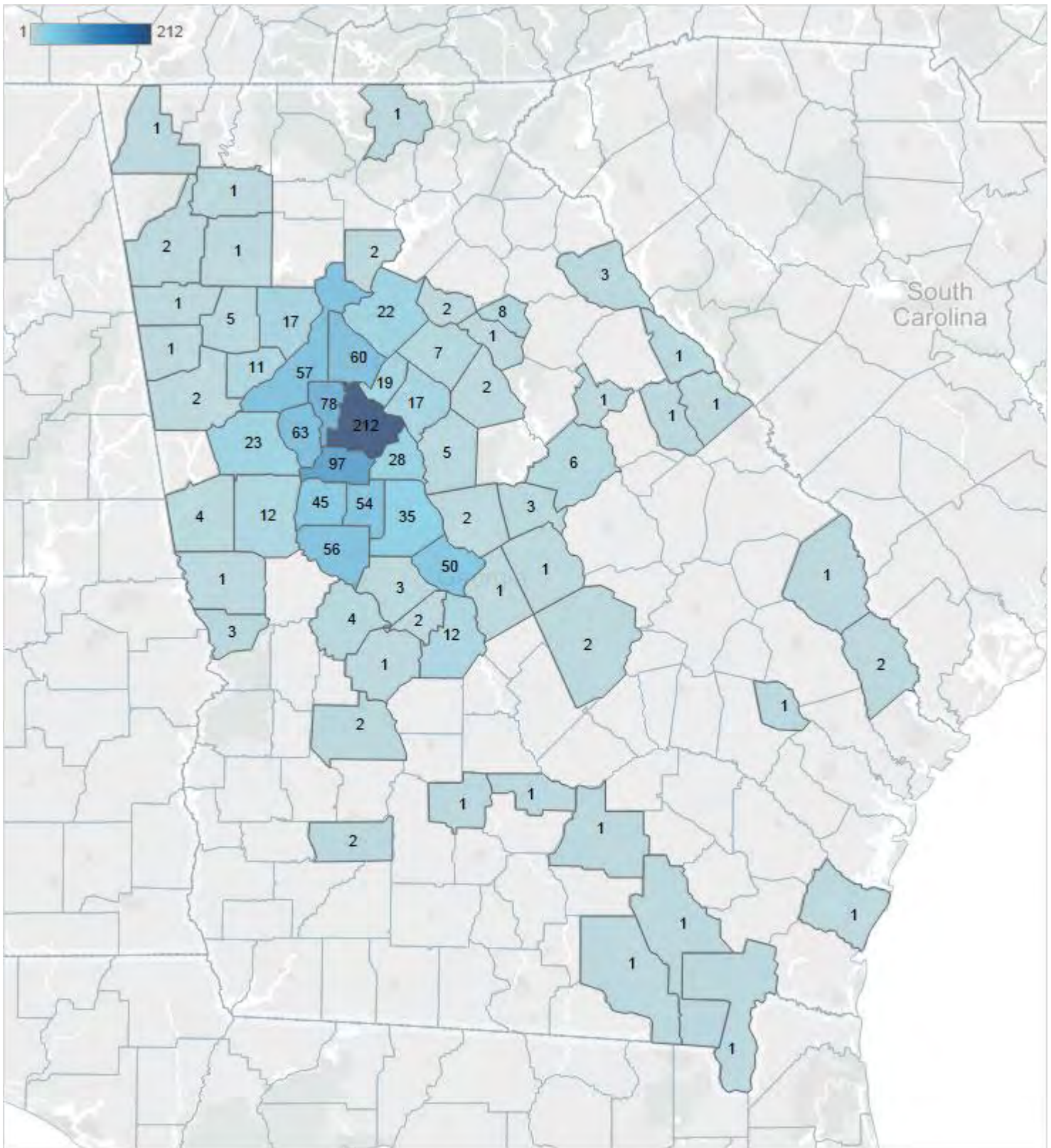
	Count	%	Count	%	Count	%	Count	%	Count	%	Count	%	Count	%		
Male	2	100%	5	56%	195	38%	10	31%	193	41%	18	51%	1	100%	3	75%
Female			4	44%	321	62%	22	69%	280	59%	17	49%			1	25%
Grand Total	2	100%	9	100%	516	100%	32	100%	473	100%	35	100%	1	100%	4	100%

Unduplicated Headcount by Age and Gender



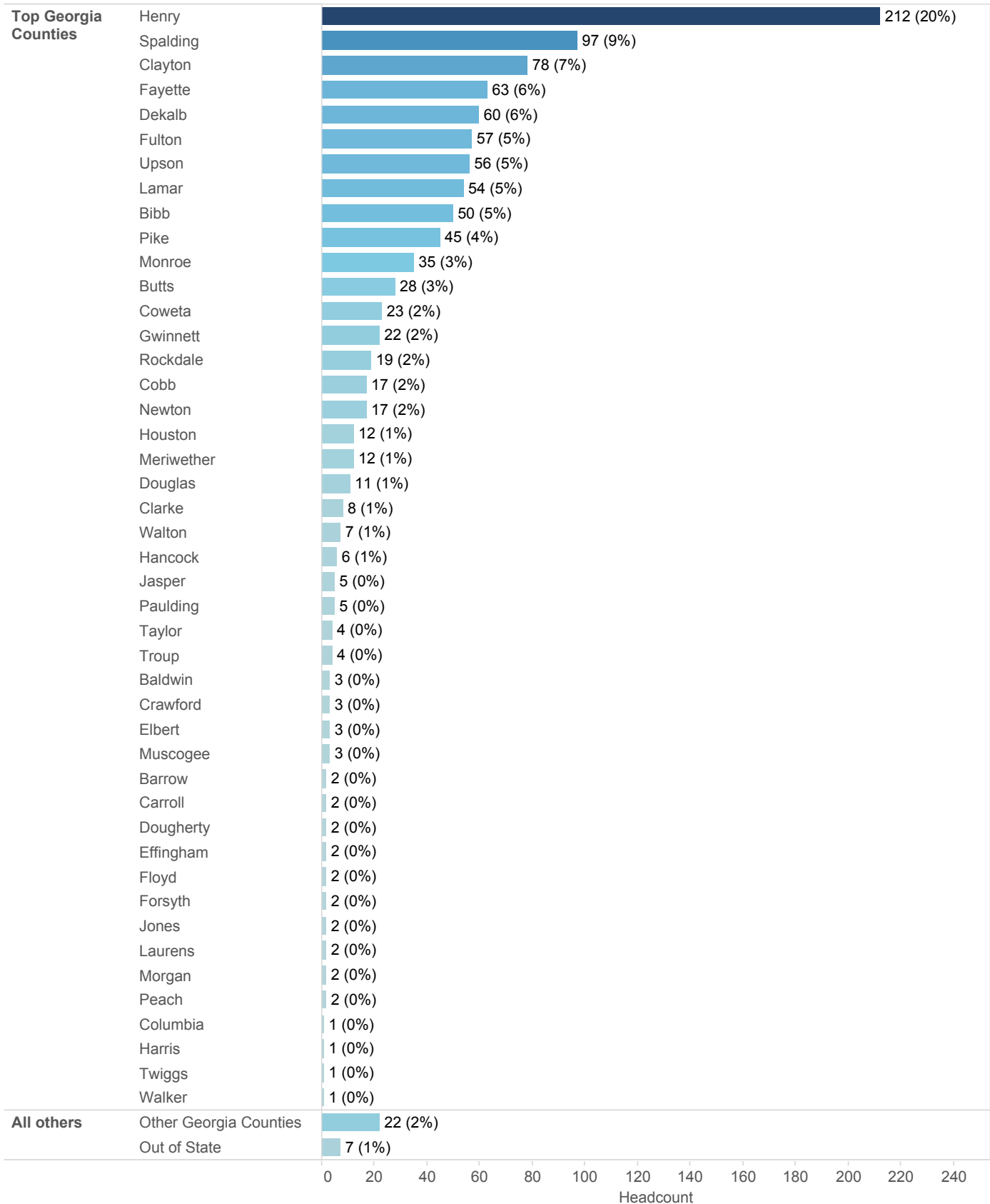
	Count	%	Count	%	Count	%	Count	%	Count	%
Male	5	21%	414	40%	4	36%	4	33%		
Female	19	79%	609	60%	7	64%	8	67%	2	100%
Grand Total	24	100%	1,023	100%	11	100%	12	100%	2	100%

**First-time Full-time Freshmen
Fall Semester 2013 - County of Origin**



Unduplicated headcount by county of origin.


**First-time Full-time Freshmen
Fall Semester 2013 - County of Origin**



Unduplicated headcount by county of origin.

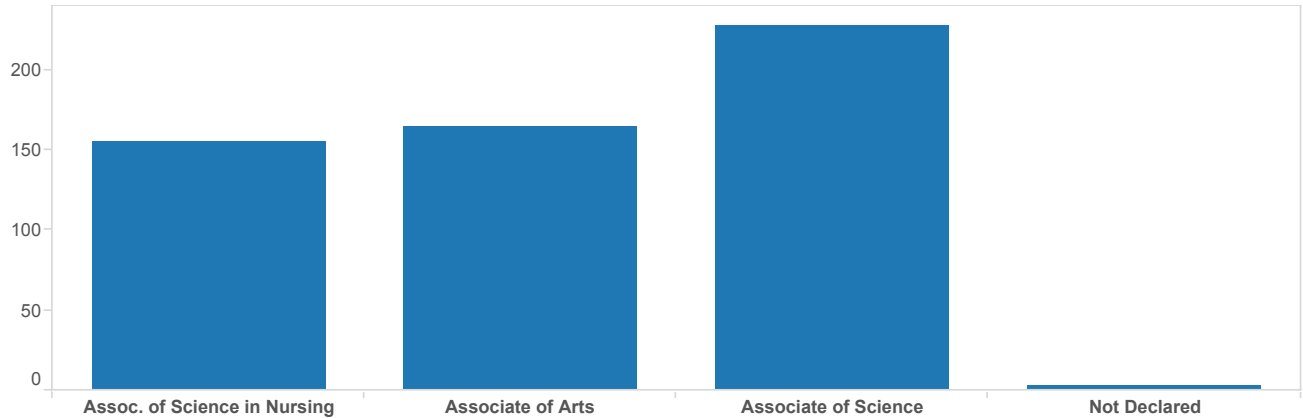
**First-time Full-time Freshmen with Learning Support
Fall Semester 2013**

Unduplicated Headcount by Classification and Degree Level Sought



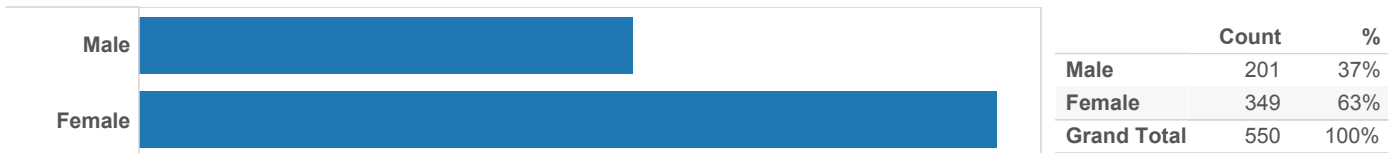
	Count	%
Associate	550	100%
Grand Total	550	100%

Unduplicated Headcount by Degree Sought and Classification



	Count	%	Count	%	Count	%	Count	%
Freshmen	155	100%	164	100%	228	100%	3	100%
Grand Total	155	100%	164	100%	228	100%	3	100%

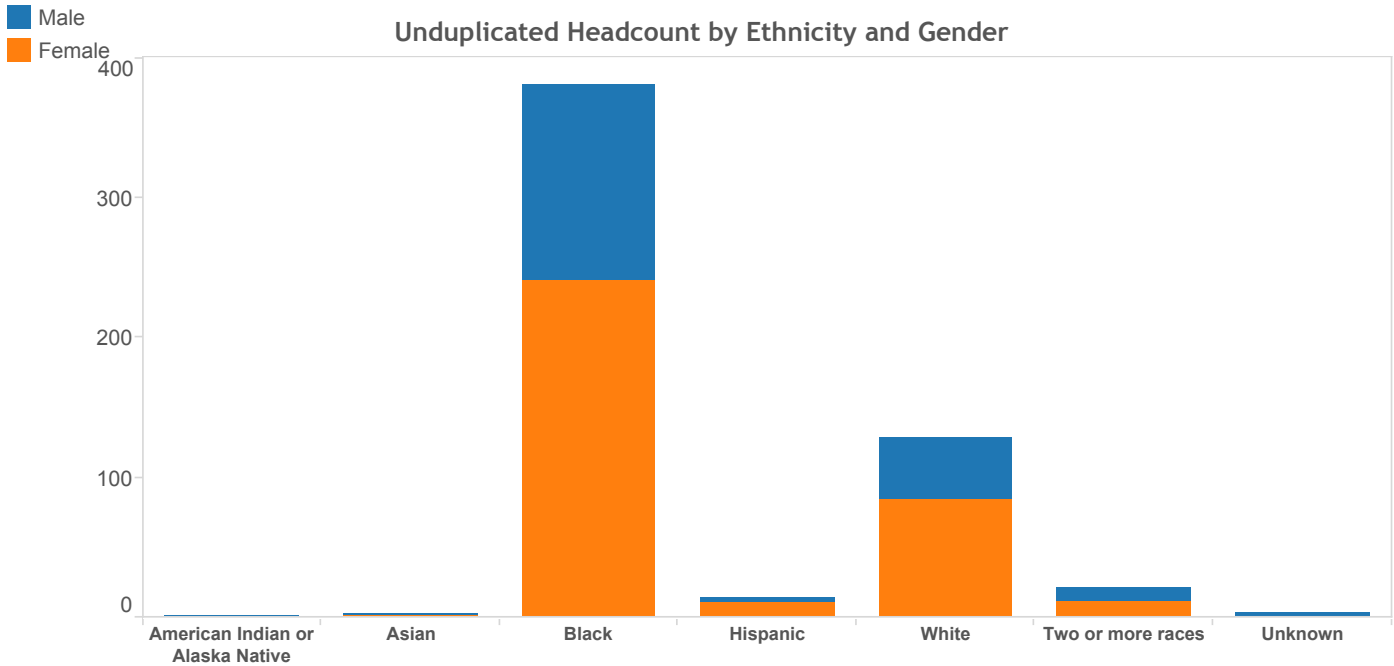
Unduplicated Headcount by Gender



% represents percent of total

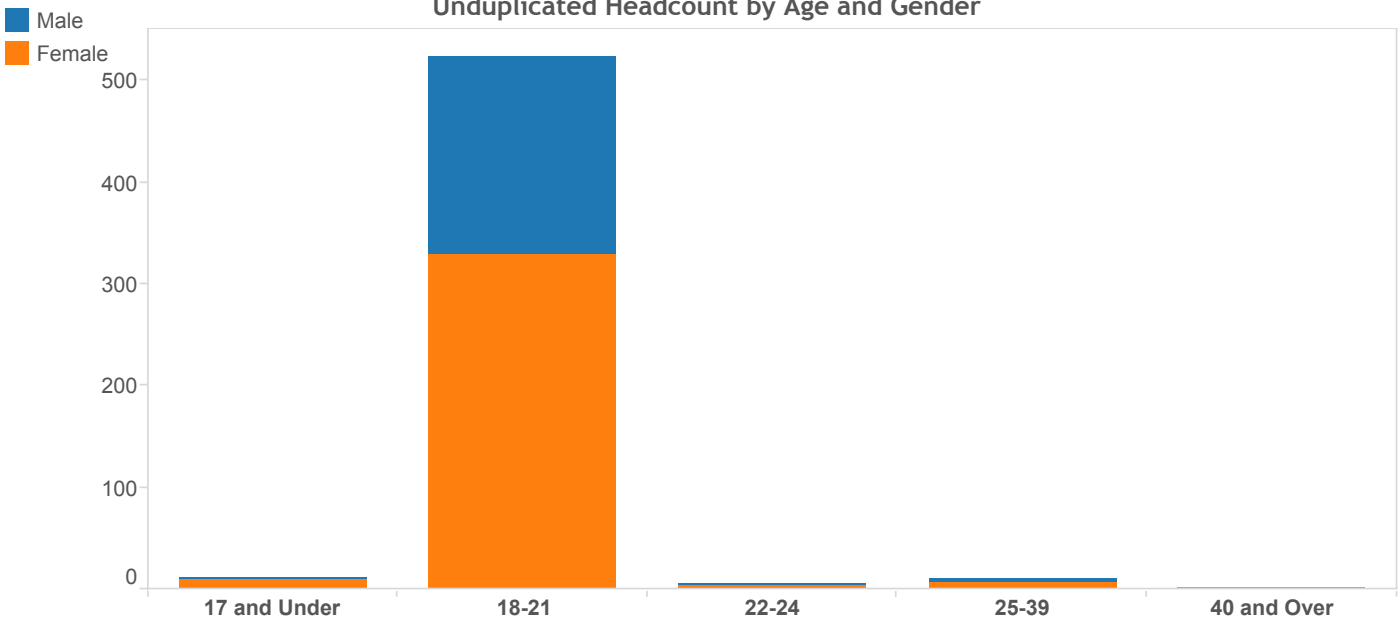
**First-time Full-time Freshmen with Learning Support
Fall Semester 2013**

Unduplicated Headcount by Ethnicity and Gender



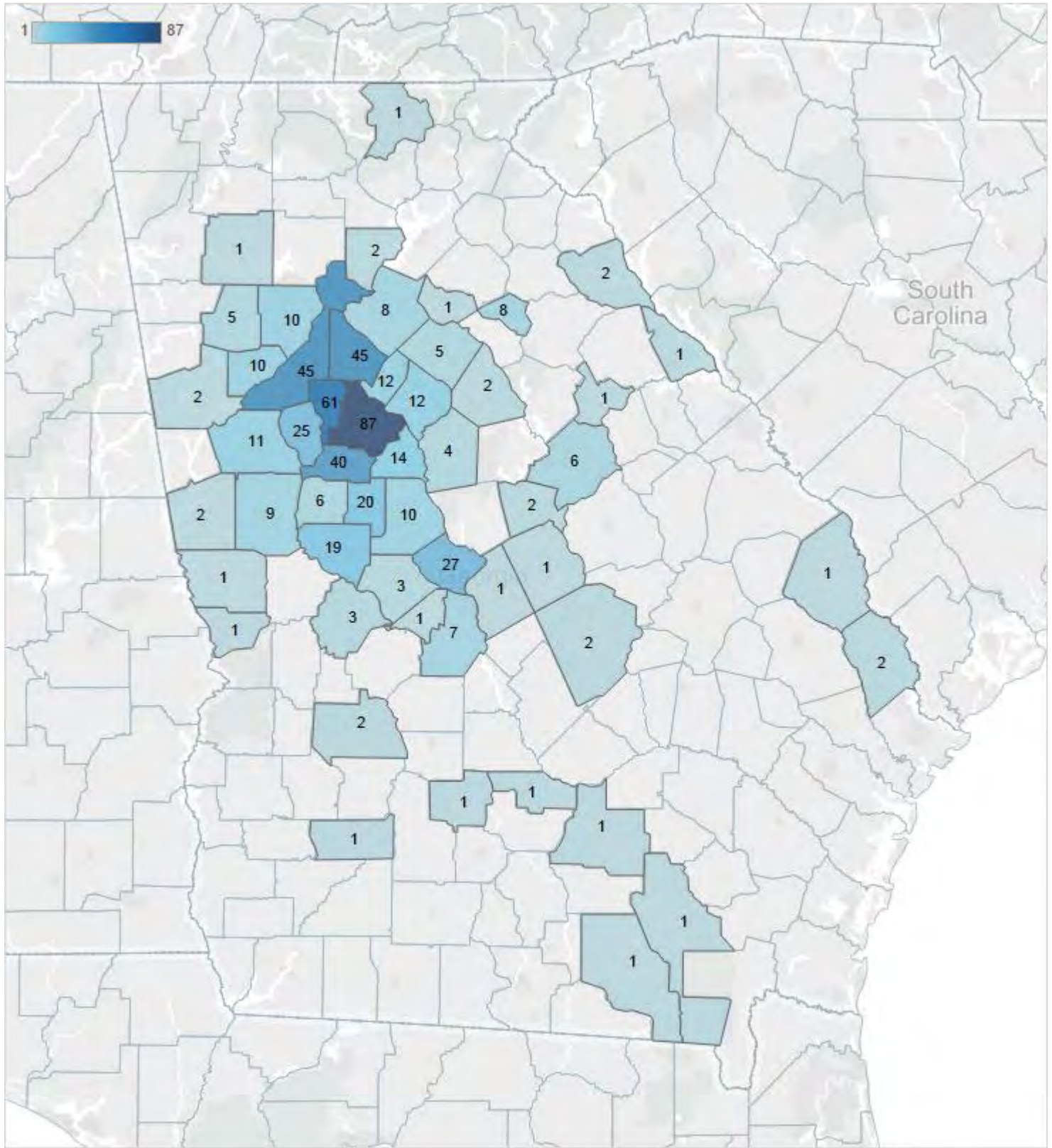
	Count	%	Count	%	Count	%	Count	%	Count	%	Count	%		
Male	1	100%	1	50%	140	37%	3	21%	44	34%	9	43%	3	100%
Female			1	50%	241	63%	11	79%	84	66%	12	57%		
Grand Total	1	100%	2	100%	381	100%	14	100%	128	100%	21	100%	3	100%

Unduplicated Headcount by Age and Gender



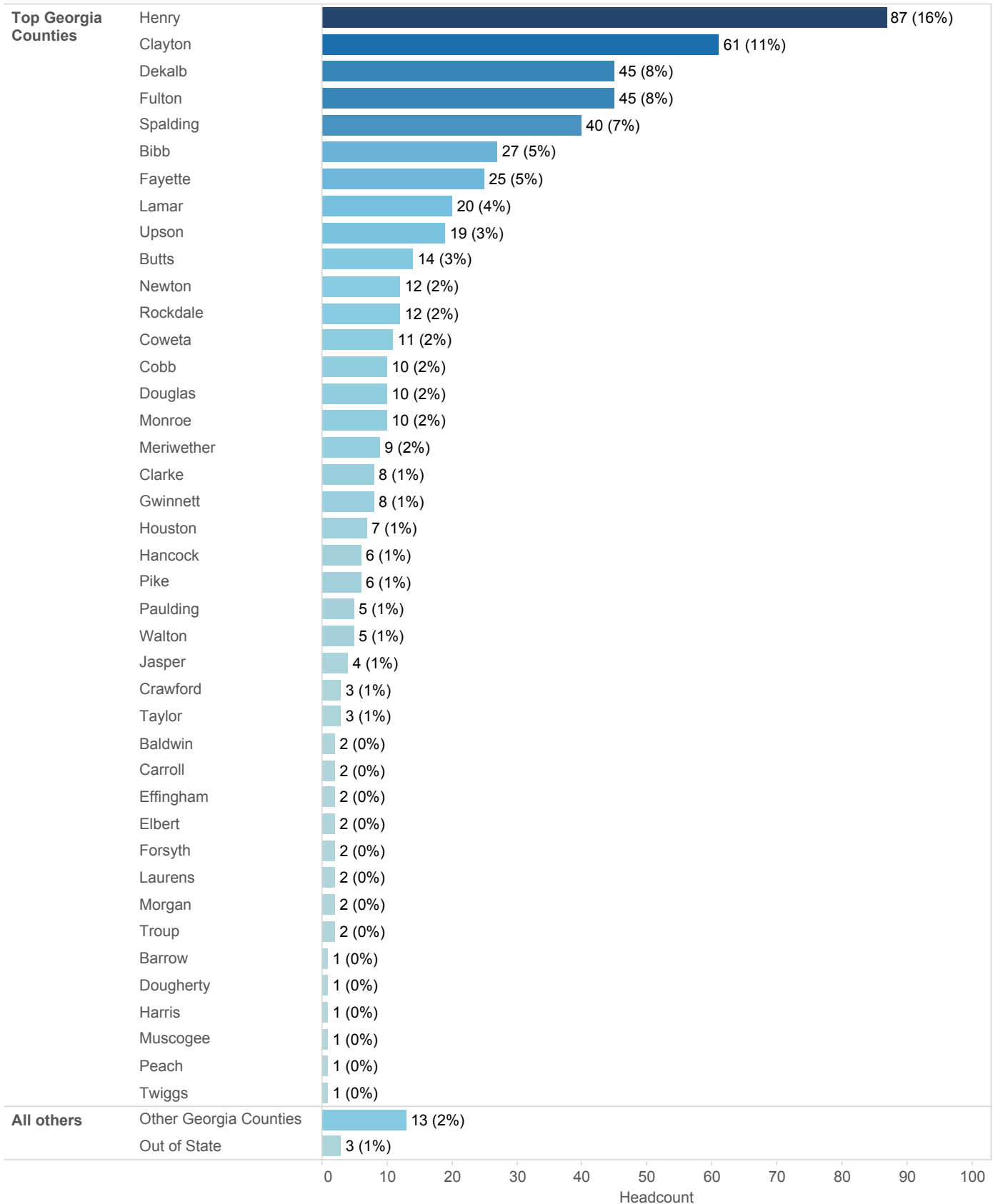
	Count	%	Count	%	Count	%	Count	%	Count	%
Male	2	18%	195	37%	1	20%	3	33%		
Female	9	82%	329	63%	4	80%	6	67%	1	100%
Grand Total	11	100%	524	100%	5	100%	9	100%	1	100%

First-time Full-time Freshmen with Learning Support
Fall Semester 2013 - County of Origin



Unduplicated headcount by county of origin.

**First-time Full-time Freshmen with Learning Support
Fall Semester 2013 - County of Origin**

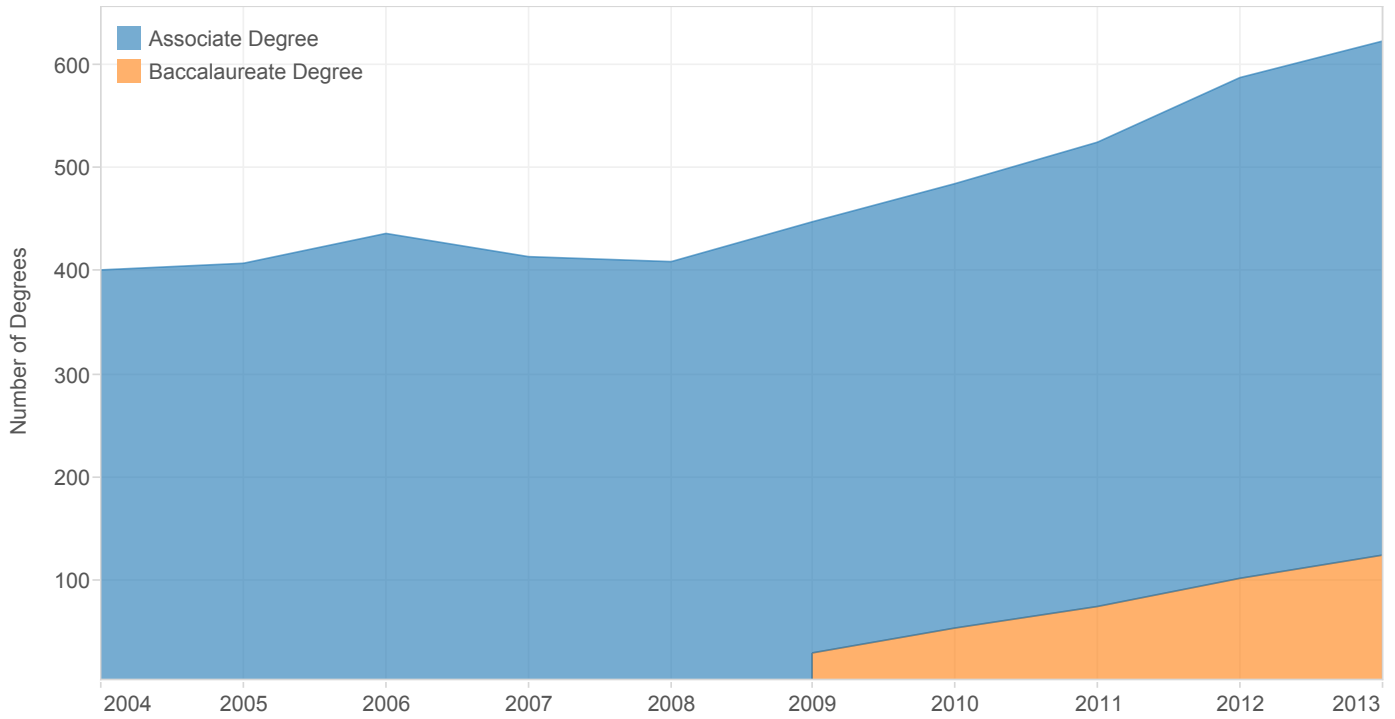


Unduplicated headcount by county of origin.

Degrees



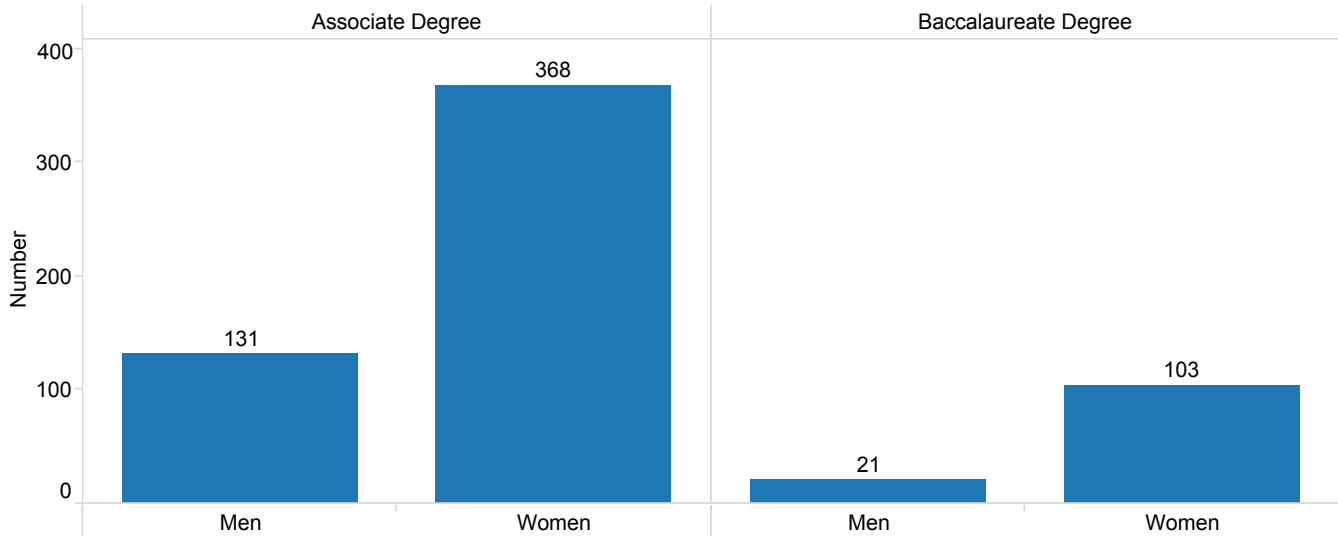
Degrees Conferred
Academic Year 2004 to 2013



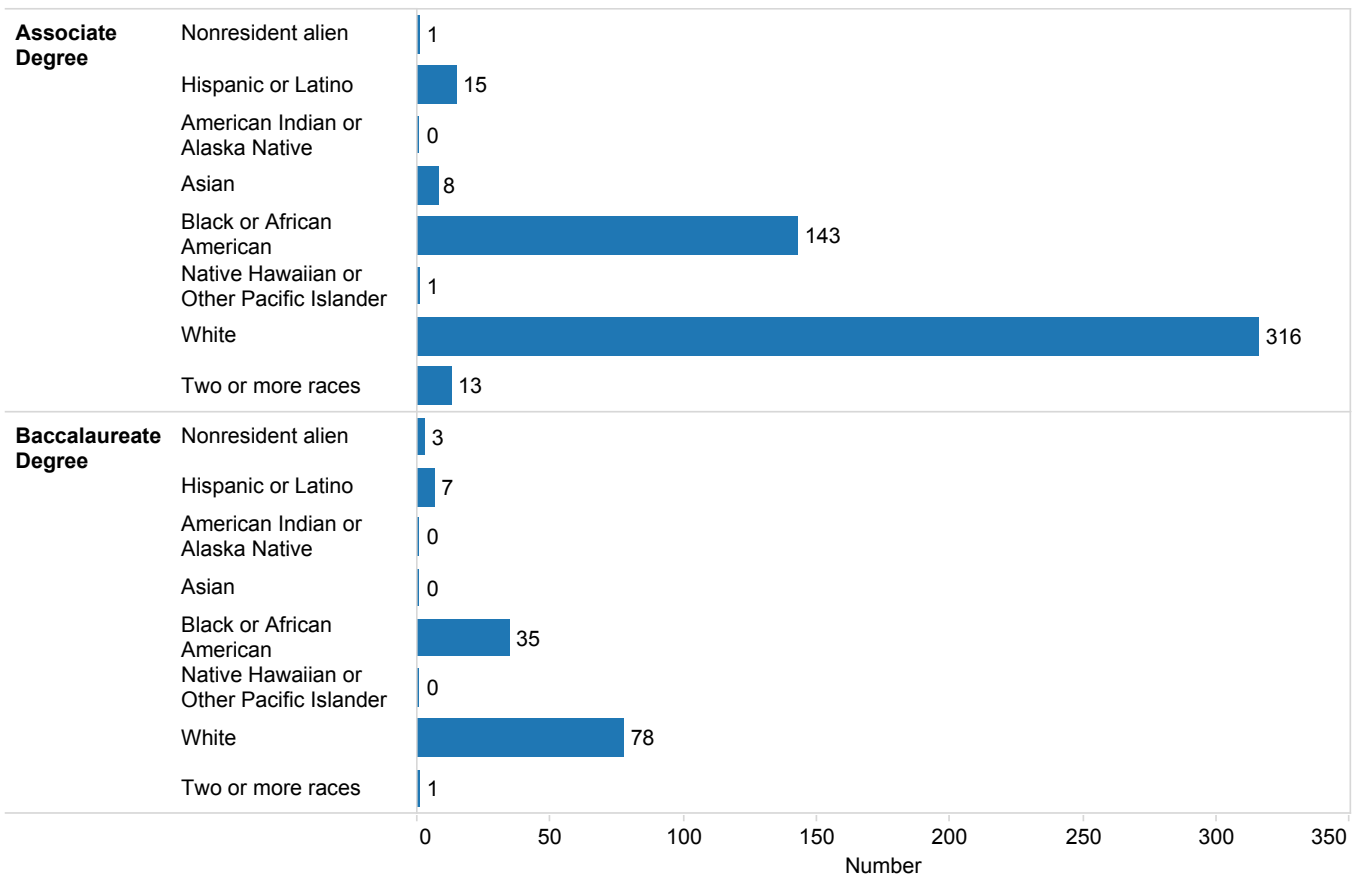
Degree Level	Degree Description	2004	2005	2006	2007	2008	2009	2010	2011	2012	2013
Associate Degree	Liberal Arts and Sciences	342	338	363	333	322	325	315	355	370	379
	Nursing	57	66	70	81	87	95	118	97	116	120
	Other	1	3	3							
	Total	400	407	436	414	409	420	433	452	486	499
Baccalaureate Degree	Biological Sciences									12	21
	Elem Education						28	52	51	50	47
	English Language and Literature										1
	History										3
	Nursing								22	39	52
	Total						28	52	73	101	124
Grand Total		400	407	436	414	409	448	485	525	587	623

Degrees Conferred
Academic Year 2013

by Degree Level and Gender

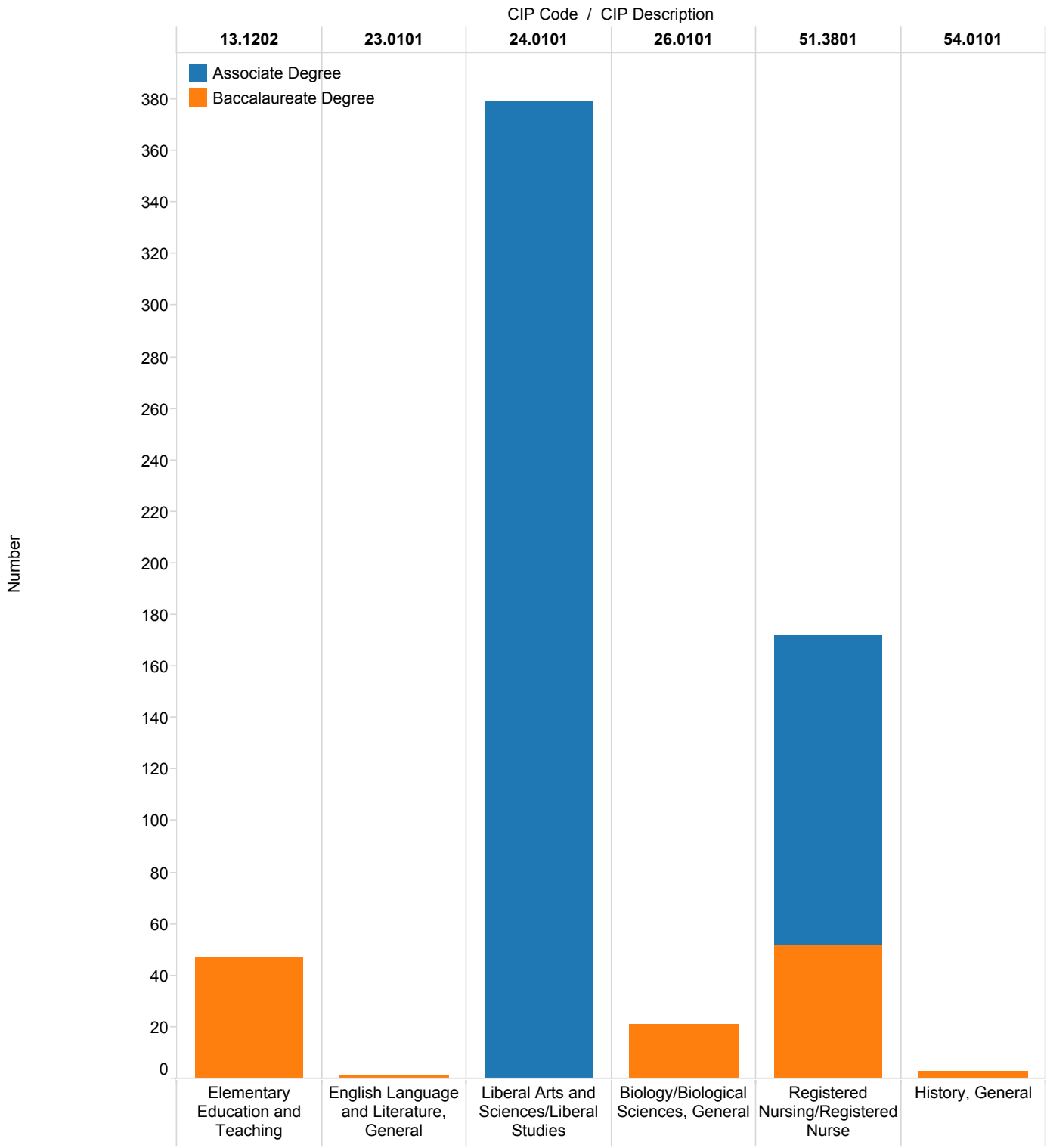


by Degree Level and Ethnicity



Degrees Conferred
Academic Year 2013

By Classification of Instructional Programs (CIP)

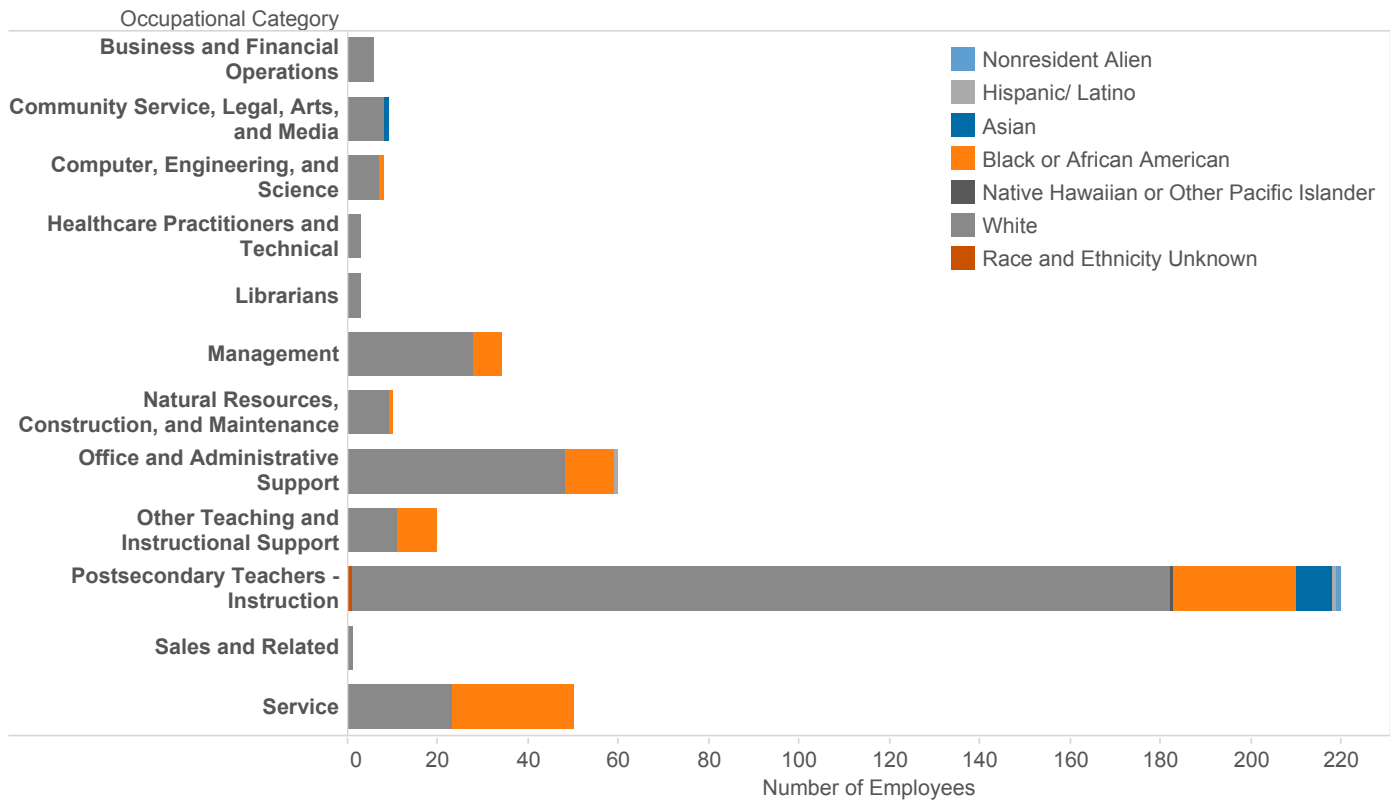


Associate Degree			379		120	
Baccalaureate Degree	47	1		21	52	3

Faculty & Staff



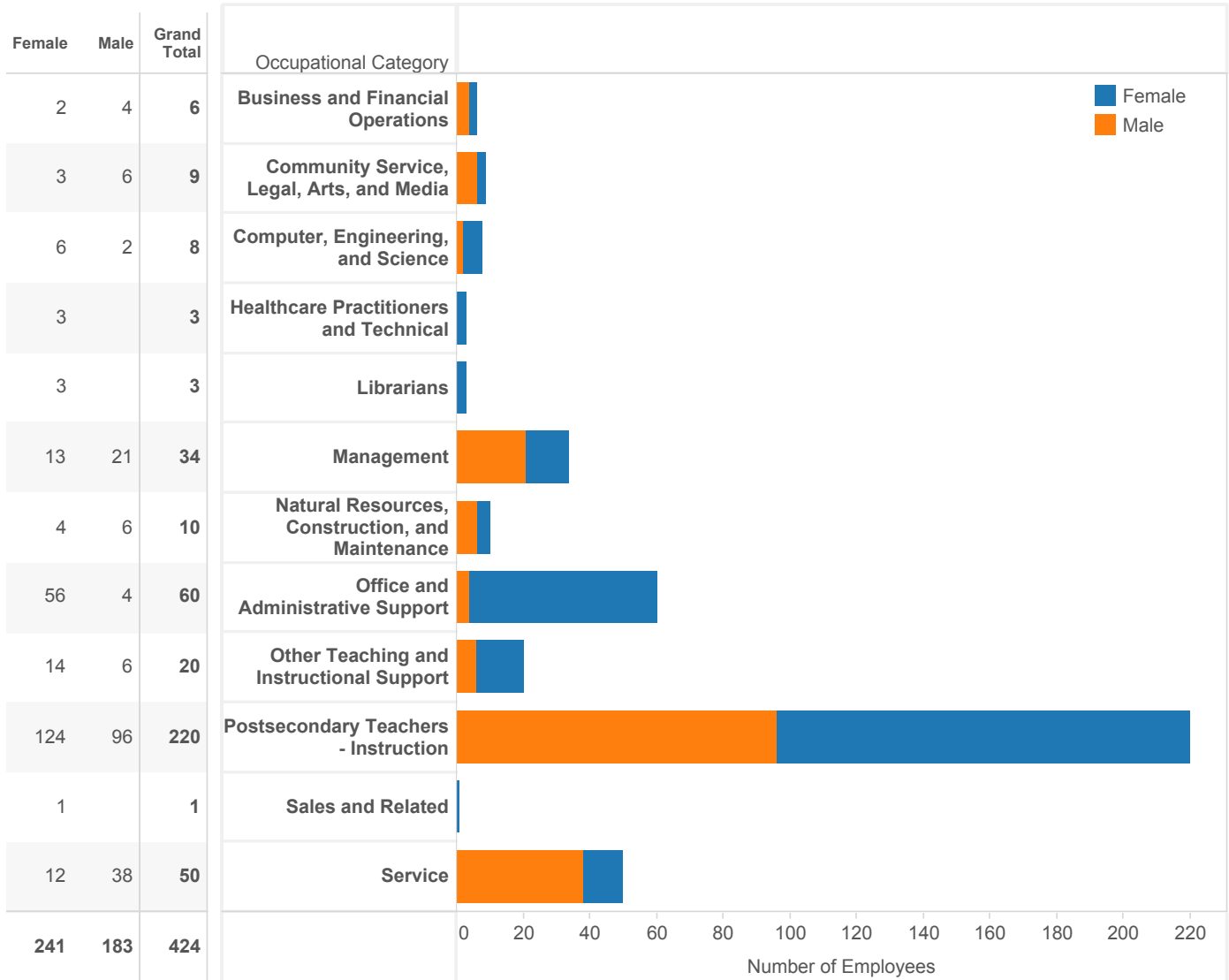
Occupational Category
Fall 2013
by Ethnicity/Race



Occupational Category	Nonresident Alien	Hispanic/Latino	Asian	Black or African American	Native Hawaiian or Other Pacific Isla..	White	Race and Ethnicity Unknown	Grand Total
Business and Financial Operations						6		6
Community Service, Legal, Arts, and Media			1			8		9
Computer, Engineering, and Science				1		7		8
Healthcare Practitioners and Technical						3		3
Librarians						3		3
Management				6		28		34
Natural Resources, Construction, and Main..				1		9		10
Office and Administrative Support		1		11		48		60
Other Teaching and Instructional Support				9		11		20
Postsecondary Teachers - Instruction	1	1	8	27	1	181	1	220
Sales and Related						1		1
Service				27		23		50
Grand Total	1	2	9	82	1	328	1	424

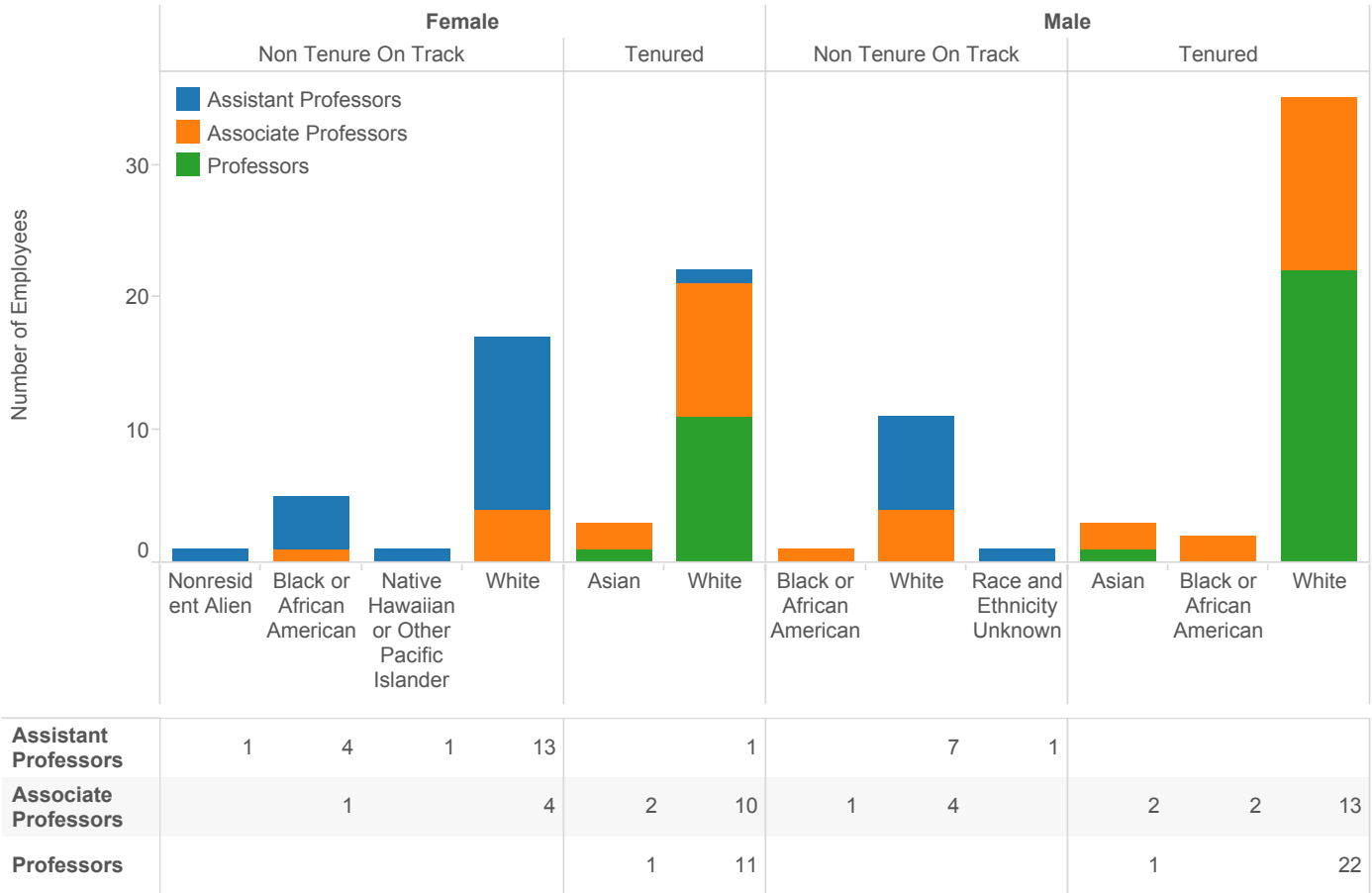
Sum of Number of Records broken down by Race/Ethnicity vs. Occupational Category. The view is filtered on Occupational Category, which excludes No IPEDS/SOC Category.

Occupational Category
Fall 2013
by Gender

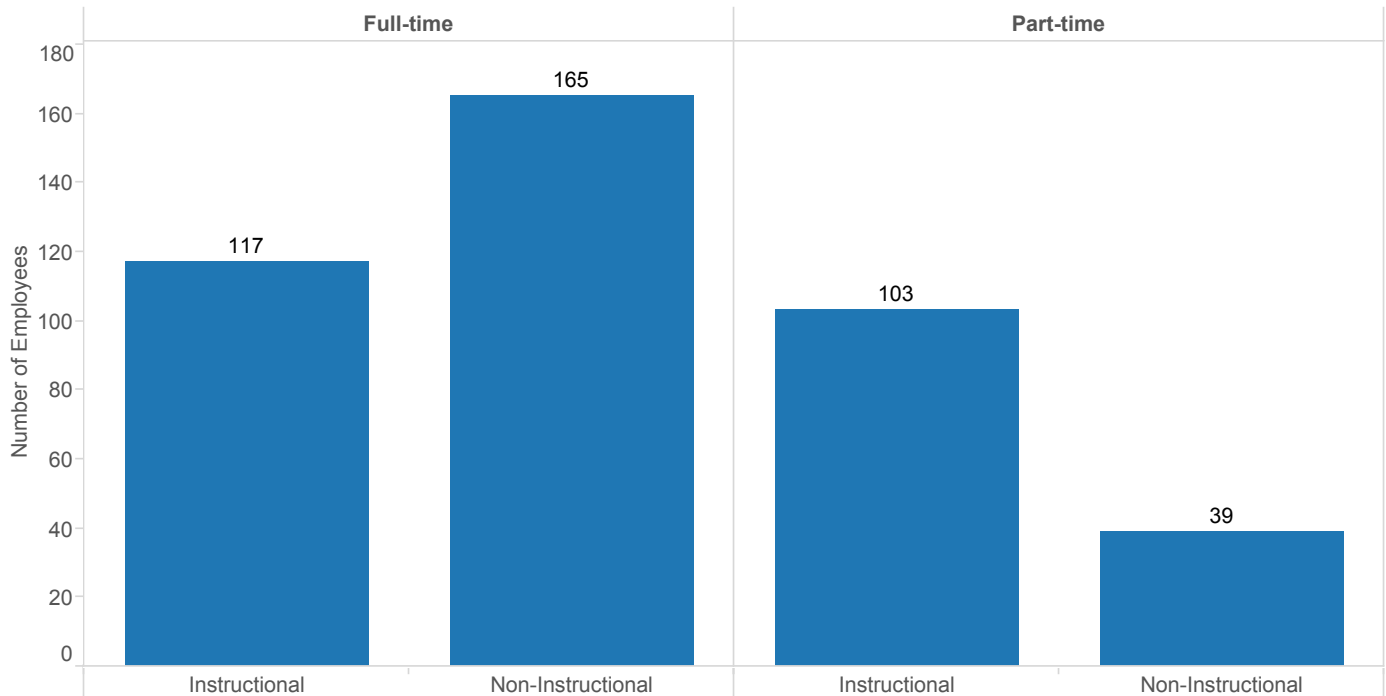


Tenured Status
Fall 2013

by Gender and Ethnicity



by Instructional and Full-time/Part-time Status

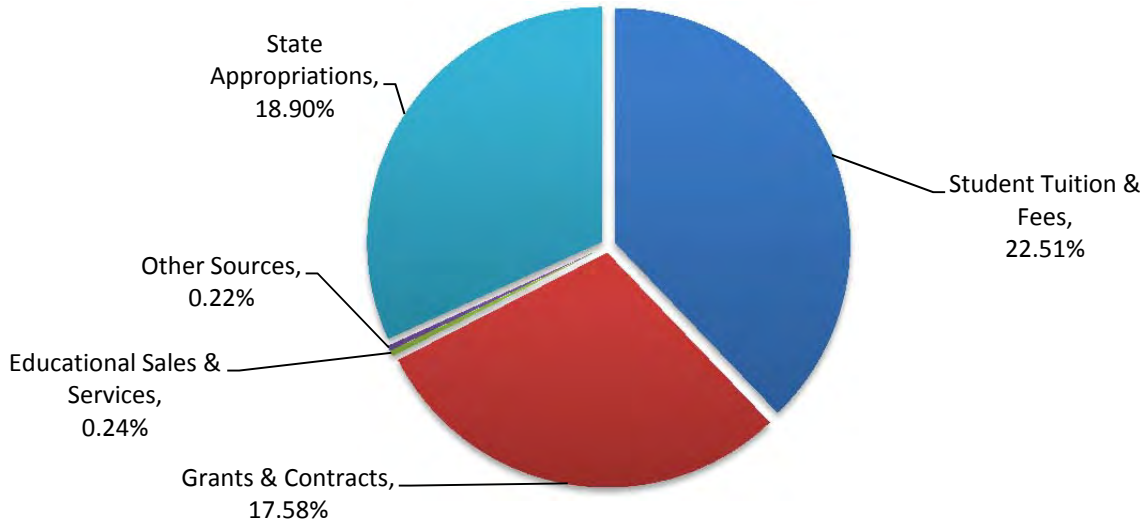


Financial Information



Educational and General Revenues

Fiscal Year (FY) 2013-2014



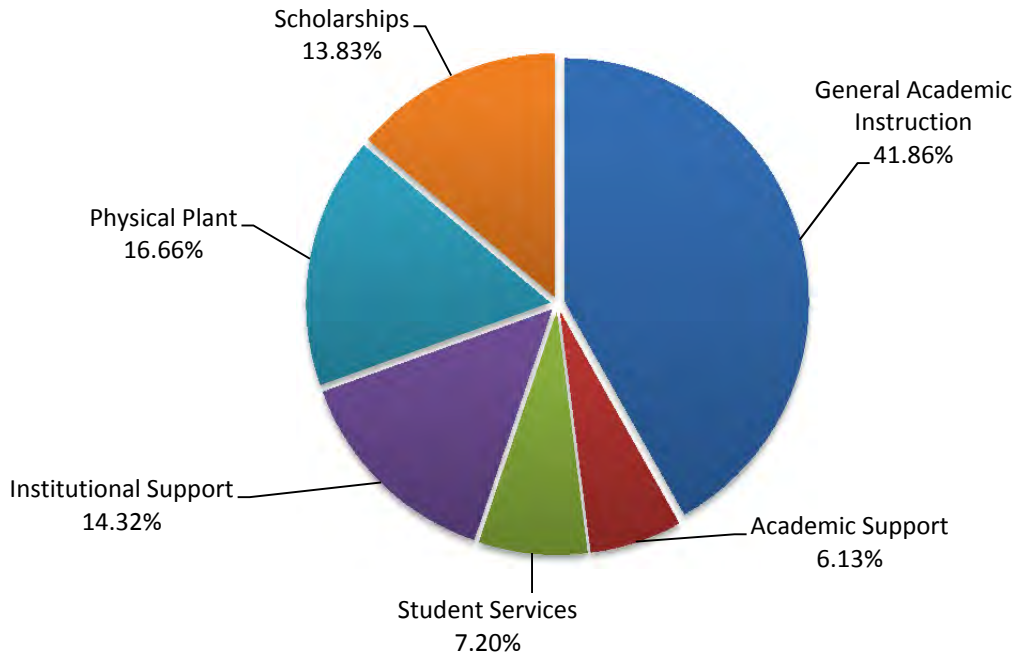
Distribution of Educational and General Revenues by Source

Source of Revenue	FY 2012-2013	% of Total	FY 2013-2014	% of Total
Internal Revenue				
Student Tuition and Fees	\$12,063,405	21.47%	\$13,381,768	22.51%
Grants & Contracts	\$10,071,568	17.92%	\$10,455,058	17.58%
Educational Sales & Services	\$104,320	0.19%	\$142,615	0.24%
Other Sources	\$173,812	0.31%	\$131,948	0.22%
Sub-Total Internal Revenue	\$22,413,105	39.89%	\$24,111,389	40.55%
State Appropriations	\$11,367,744	20.23%	\$11,236,106	18.90%
Total Educational & General Revenues	\$56,193,954	100.0%	\$59,458,884	100%

Source: Gordon State College Business Affairs.

Educational and General Expenditures

Fiscal Year (FY) 2013-2014



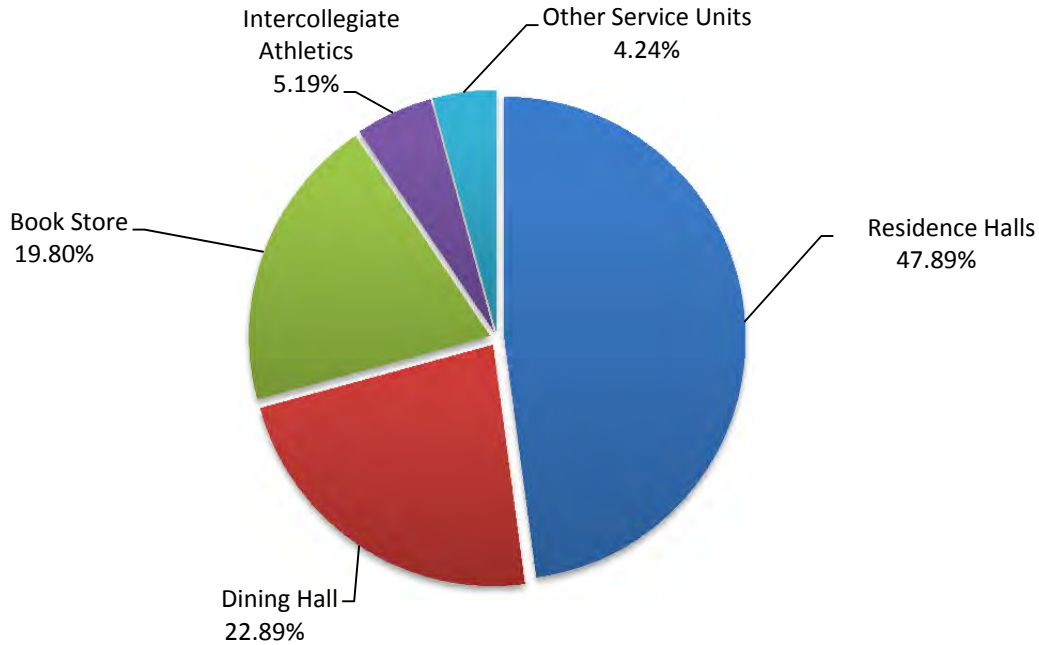
Distribution of Educational and General Expenditures by Function

Expenditures by Function	FY 2012-2013	% of Total	FY 2013-2014	% of Total
General Academic Instruction	\$12,575,389	41.43%	\$12,486,871	41.86%
Academic Support	\$1,639,385	5.40%	\$1,827,411	6.13%
Student Services	\$2,190,623	7.22%	\$2,148,085	7.20%
Institutional Support	\$4,175,745	13.76%	\$4,271,696	14.32%
Physical Plant	\$5,448,996	17.95%	\$4,970,951	16.66%
Scholarships	\$4,319,926	14.23%	\$4,126,836	13.83%
Total Educational & Gen. Expenditures	\$30,350,064	100.0%	\$29,831,850	100%

Source: Gordon State College Business Affairs.

Auxiliary Enterprises Net Revenues

Fiscal Year (FY) 2013-2014

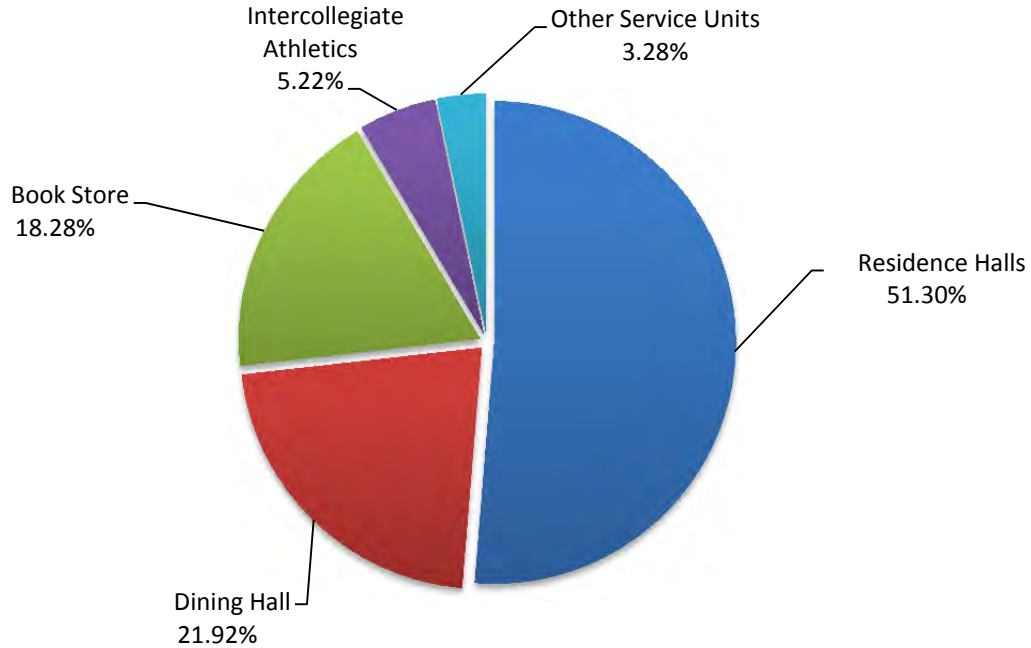


Distribution of Auxiliary Enterprises Net Revenue by Source

Source of Net Revenue	FY 2012-2013	% of Total	FY 2013-2014	% of Total
Student Housing				
Residence Halls	\$4,672,202	46.13%	\$5,090,975	47.89%
Food Services				
Dining Hall	\$2,227,980	22.00%	\$2,433,222	22.89%
Stores and Shops				
Book Store	\$2,201,475	21.74%	\$2,105,127	19.80%
Athletics				
Intercollegiate Athletics	\$574,116	5.67%	\$551,608	5.19%
Other Service Units				
Other	\$452,224	4.47%	\$450,650	4.24%
Total Auxiliary Enterprise Net Revenues	\$10,127,997	100.0%	\$10,631,582	100%

Source. Gordon State College Business Affairs.

Auxiliary Enterprises Expenditures Fiscal Year (FY) 2013-2014



Distribution of Auxiliary Enterprises Expenditures by Source

Expenditures by Source	FY 2012-2013	% of Total	FY 2013-2014	% of Total
Student Housing				
Residence Halls	\$5,201,442	49.46%	\$5,406,651	51.30%
Food Services				
Dining Hall	\$2,316,246	22.02%	\$2,310,144	21.92%
Stores and Shops				
Book Store	\$2,043,112	19.43%	\$1,927,075	18.28%
Athletics				
Intercollegiate Athletics	\$655,043	6.23%	\$550,638	5.22%
Other Service Units				
Other	\$300,790	2.86%	\$345,718	3.28%
Total Auxiliary Enterprises Expenditures	\$10,516,633	100.0%	\$10,540,226	100%

Source. Gordon State College Business Affairs.

Facilities



Space Usage by Building

Building Name	Gross Square Footage	Year Built	Building Use
Lambdin Hall	25,471	1908	<ul style="list-style-type: none"> ▪ Office of the President ▪ Academic Affairs ▪ Admissions ▪ Business Affairs ▪ Financial Aid ▪ Advancement ▪ Purchasing ▪ Registrar
Student Center	60,270	1977	<ul style="list-style-type: none"> ▪ Auditorium ▪ Atrium area ▪ Bookstore ▪ Cafeteria ▪ Conference room ▪ Mail room ▪ Student Activities ▪ Student Counseling Center ▪ Student lounge ▪ Game Room ▪ Student Affairs
Hightower Library	34,866	1978	<ul style="list-style-type: none"> ▪ Conference room ▪ Library
Academic Building	28,545	1982	<ul style="list-style-type: none"> ▪ Department of Humanities ▪ Classrooms for business, public service, and humanities courses ▪ Laboratories – writing lab, state-of-the-art computer science teaching lab
Facilities	16,253	1985	<ul style="list-style-type: none"> ▪ Central stores ▪ Maintenance storage ▪ Facilities offices
Russell Hall	27,068	1966	<ul style="list-style-type: none"> ▪ Classrooms ▪ Department of Business & Public Service ▪ Department of History & Political Science
Smith Hall	13,146	1939	<ul style="list-style-type: none"> ▪ School of Education
Guillebeau Hall	22,888	1935	<ul style="list-style-type: none"> ▪ Library Repository

Space Usage by Building

Building Name	Gross Square Footage	Year Built	Building Use
Alumni Memorial Hall	29,407	1963	<ul style="list-style-type: none"> ▪ Gymnasium ▪ Fitness center
Pool Complex	11,004	1995	<ul style="list-style-type: none"> ▪ Swimming pool
Melton Hall	29,641	1995	<ul style="list-style-type: none"> ▪ Residence Hall
Fine Arts	37,950	1994	<ul style="list-style-type: none"> ▪ Art studios ▪ Art gallery – owned by Gordon State College Foundation ▪ Auditorium ▪ Classrooms ▪ Costume shop & storage ▪ Dressing rooms ▪ Musical rehearsal rooms ▪ Shop area ▪ Fine and Performing Arts offices
Gordon Hall	10,520	1951	<ul style="list-style-type: none"> ▪ Athletics ▪ Offices for Public Safety ▪ Recreation
Storage P.O. A	1,852	1989	<ul style="list-style-type: none"> ▪ Storage
Storage P.O. B	1,152	1990	<ul style="list-style-type: none"> ▪ Storage
402 Spencer House	1,768	1946	<ul style="list-style-type: none"> ▪ Institutional Effectiveness
Athletic Complex	2,886	1993	<ul style="list-style-type: none"> ▪ Concessions ▪ Offices ▪ Ticket office
404 Spencer House	2,168	1945	<ul style="list-style-type: none"> ▪ Community Education
Georgia House	2,693	1957	<ul style="list-style-type: none"> ▪ Human Resources ▪ Payroll

Space Usage by Building

Building Name	Gross Square Footage	Year Built	Building Use
Instructional Complex	102,428	2000	<ul style="list-style-type: none"> ▪ Classrooms ▪ Computer and science laboratories ▪ Information Technology ▪ School of Arts & Sciences
406 Spencer Street Storage	924	2004	<ul style="list-style-type: none"> ▪ Storage
Gordon Commons A	55,395	2005	<ul style="list-style-type: none"> ▪ Student apartments
Gordon Commons B	55,395	2005	<ul style="list-style-type: none"> ▪ Student apartments ▪ Residence Life
Gordon Commons C	55,395	2005	<ul style="list-style-type: none"> ▪ Student apartments ▪ Health Center ▪ Public Safety
406 Spencer House	2,362	1956	<ul style="list-style-type: none"> ▪ Welcome Center
Storage Pole Barn P.O. A	1,440	2000	<ul style="list-style-type: none"> ▪ Storage
Storage Facilities C	225	2000	<ul style="list-style-type: none"> ▪ Storage
Storage Facilities D	92	2001	<ul style="list-style-type: none"> ▪ Storage
Storage Baseball Field	92	2003	<ul style="list-style-type: none"> ▪ Storage
Storage Softball Field	65	2003	<ul style="list-style-type: none"> ▪ Storage
Storage Rope Course	92	2000	<ul style="list-style-type: none"> ▪ Storage
Storage Softball Field	93	2004	<ul style="list-style-type: none"> ▪ Storage
Storage Pole Barn P.O. B	1,326	2003	<ul style="list-style-type: none"> ▪ Storage
Alumni House	4,353	1938	<ul style="list-style-type: none"> ▪ Alumni office ▪ Faculty offices

Space Usage by Building

Building Name	Gross Square Footage	Year Built	Building Use
Holmes St. House	1,205	1960	▪ Storage
Gordon Village	132,495	2008	▪ Student apartments
Student Center Storage	814	2006	▪ Storage
225 Georgia Avenue House	1,790	1939	▪ Honors House & Faculty offices
Nursing & Allied Health Building	59,309	2011	▪ School of Nursing & Health Sciences ▪ Classrooms ▪ Simulation Labs
Greenhouse	720	2010	▪ Biology courses
Athletic Equipment Storage	288	2010	▪ Storage
Student Activity and Recreation Center	55,272	2015	▪ Under Construction
Total Gross Square Footage	891,118		

Source: Gordon State College Facilities. 7

Dorothy W. Hightower Library

The Dorothy W. Hightower Library is a two-story facility that was built in 1978 with 32,190 square feet of usable research/storage areas and seating space for more than 450 students and faculty. Due to an increase in Gordon State's enrollment, and the desire to implement new technological and collaborative learning spaces, the Hightower Library will undergo a renovation to be completed by spring 2016.

The first floor of the library presently contains the reference books, reading and studying areas, a photocopy and microfilm room, bound and current periodicals, and a computer lab. The Alumni Room houses Gordon memorabilia and the Georgia Collection, a special collection of materials relevant to the state of Georgia. Projected renovations to this floor include a hands-on library instruction room with computers.

The second floor contains the circulating book collection, an audio-visual viewing room, small sound-proofed rooms for group study, and numerous carrels and tables for individual reading and study. The Assistive Technology Resource Room, also located on this floor, provides computer hardware and software for scanning and viewing text, as well as dictating and reading aloud text.

Mission

Hightower Library provides and maintains a full range of technology, resources, and services to support teaching and learning at Gordon State College. Additionally, the library promotes awareness, understanding, and use of these resources through a research skills course, library orientation classes, individualized instruction, and reference. Gordon State College students, faculty, and staff, as well as the surrounding community, are invited to use Hightower Library to pursue academic and intellectual interests.

Technology and Resources

As the learning resources center for Gordon State College, the library combines traditional library services with modern educational technology. Resources and services are available for users attending classes at the main campus as well as at off campus sites. Users may browse the shelves for more than 108,563 books, including reference tools, or search for specific items using GIL, the on-line catalog, which also contains over 30,734 full-text electronic books. Library users have access to over 300 databases in GALILEO which includes abstracts and summaries on numerous subjects as well as full-text articles. In addition to books and periodicals, the library houses a growing collection of audiovisual materials (e.g., videos and DVDs) for use in the library or for classroom use. Equipment is also available in the library for viewing these materials.

GALILEO (Georgia's statewide library information system) connects users to full-text journal and magazine databases, electronic reference tools, other on-line library catalogs, and authoritative Internet resources. GALILEO articles, Internet documents, and word-processed papers may be printed on the library's laser printer.

Services

Library orientation and instruction is essential to effective library use. Therefore, faculty members are encouraged to schedule an orientation session to help their students use the library's resources and services more successfully. Individual instruction and reference help, as well as research guides, are always available at the Reference Desk and the Circulation Desk, as well as on the library's web site.

As a member of a regional group of cooperating libraries, Hightower Library makes its collection available to other academic institutions. In return, Gordon State College students have access to the resources from other college, public, and special libraries, either through GIL Express (a resource-exchange service within the University System of Georgia) or Interlibrary Loan (a national lending system).

Students are encouraged to browse the library's collection; to check out books with their valid Gordon State College I.D. and to read, research, and study while in the library. Hightower Library promotes a positive learning and collaborative environment by providing an assortment of study spaces: computer stations, individual study carrels, group study rooms, and an Assistive Technology Resource Room. Faculty members are likewise encouraged to browse and utilize the library's holdings, recommend resources for acquisition, and utilize the facility for their classes and research. Hightower Library connects the Gordon State College community, both on and off campus, to the resources and services that support academic coursework, research, and lifelong learning.

Source. 2014-2015 Academic Catalog and Director of Library

Fine Arts Facilities

The Art, Music and Theater programs are listed under the Department of Humanities and are housed in the Fine Arts Building along with the Fine Arts Auditorium.

Art

The Art Department has specialized workspaces; ceramics studio, drawing studio, a painting studio, and a dark room for film developing, with storage for supplies and equipment.

For display of completed works there are secured display cases in halls and the stairwells of the Fine Arts Building as well as an open gallery area in the Fine Arts Building rotunda. Additionally, an annual student and faculty art exhibit is held in the Foundation Room of the Student Center every April.

Music

The Music Department offers a well-rounded curriculum for voice, piano, guitar and selected instrumental majors. Within the Fine Arts Building the Music Department has, a large choral room (seats about 70), four piano practice rooms, an Office/Choral Library, piano lab/theory room, a percussion practice room with marimba, vibraphone timpani and drum set, storage space for concert attire, piano storage, and uses the auditorium for performances. Additionally the program has a Kurzweil 88-key professional keyboard with amplifiers, and a complete portable sound system with Shure microphones.

Within the Academic computer lab, the music department has a complete Finale notation software system.

The Music Department has the distinction of being an “All-Steinway School,” utilizing Steinway & Sons Boston upright pianos exclusively for practice and classrooms and two Steinway & Sons nine-foot concert grand pianos for concert performances. The program also features ten Roland electronic pianos, one Computer/MIDI station, Korg piano lab system, one 4 1/3 octave Adams concert Marimba, one Musser Pro vibraphone, four Adams concert Timpani, a full complement of percussion accessories, one vintage Rogers drum kit, one pair of professional conga drums, stereo system with Onkyo, Technics and Harman/Kardon components, and a Wenger stereo cabinet. There is also an organ practice room containing an Allen Digital Computer organ, which has three manuals and full pedalboard.

The Music Library contains Wenger music storage equipment, Gamble storage boxes, and 1000 choral, band, jazz band and chamber ensemble titles.

Theater

The Theater Department holds its performances in a state-of-the-art full proscenium theater, with reserve seating for 483. The theater is handicap accessible and equipped with the *SoundMate* Hearing System to assist the hearing impaired. The costume shop is equipped with four deluxe sewing machines, two sergers, 12 dress forms (male and female), and a washer and dryer, and has a large separate costume storage room. The dressing rooms (male and female) are equipped with showers, 34 separate make-up stations (20 in the women’s area and 14 in the men’s area) with mirrors, electrical connections, and vanity lighting at each station. A ticket box office is available for advance ticket reservations and sales.

The scene shop, adjacent to the stage, is fitted with a table saw, band saw, panel saw, compound miter saw, air compressor and complete line of pneumatic tools, cordless drills, and a bench grinder. Also in the shop is secured tool storage complete with a full line of hand tools and accessories. The loading dock is easily accessed from the shop.

The stage area is approximately 1,320 sq. ft., with 280 sq. ft. of wing space, complete with flies, drops, and an orchestra pit, which can be covered when not in use, increasing the stage area. In 2006, a soft Marley dance floor that can be laid to a maximum coverage of 50' x 27' or 1,350 sq. ft. was added.

The theater's newly upgraded sound system is composed of a Mackie 32-8 mixing console, QSC power amplifiers, six EV house speakers, two Mackie house subwoofers, ten Sennheiser wireless mics, ten Shure wireless mics, Aphex compression units, Telex headset system, and Audio-Technica, Sennheiser, and Telex microphones. The lighting system includes an ETC Idea 48 lighting console, 96 ETC dimmers, Altman, Colortran, and ETC instruments. The department also owns two High End Studio Spot 250 intelligent lighting instruments.

Source. Gordon State College Department of Humanities.

Athletic and Recreational Facilities

Gordon State College has a wide range of athletic and recreational facilities open to students, faculty and staff. The Alumni Memorial Hall (gymnasium) underwent a restoration project in 2002 and is now a multi-dimensional athletics facility. The Alumni Memorial Hall seats more than 1,000 people and is the site of numerous events on campus. In addition to the basketball court, there is a fitness room, weight room, locker rooms and showers. The fitness room contains two Cybex stationary bikes, six Cybex treadmills, three Cybex steppers, four Cybex Ellipticals, and full body workout machines. The weight room is equipped with benches, free weights, squat racks, and dumbbells.

The Athletic Complex contains a lighted soccer field (120 x 80 yds) with two permanent goals, and an intramural soccer field (120 x 80 yds) with four moveable goals. A lighted softball field, lighted baseball field, six lighted tennis courts, four open air (three walls) racquetball courts, and a sand volleyball court are also part of the complex. Within the main complex building, you will find offices, classrooms, concessions, and bathrooms.

For the more adventurous, the Highlander Trail is available with three pathways of varying lengths - .67 miles, .88 miles, and 1.27 miles. In addition, the Sherman Day Team Building Ropes Course is located close to the trail and was completed in 2002. The course offers seven separate low elements and six separate high elements. Each element is designed to improve team efficiency and confidence.

Students, faculty and staff also have access to the Aquatic Center which contains an enclosed 25 meter pool with six lanes. The pool may be used for various activities and swimmers can utilize volleyball nets, basketball goals, or two water polo goals. For your convenience, there are locker rooms and showers located within the facility.

The Student Center Game Room is located adjacent to the Cafeteria on the first floor of the Student Center and offers students the opportunity to play the latest video games, rounds of pool and even table tennis. Students must present their Gordon State College I.D. as they enter the game room.

Source. Gordon State College Athletics

Housing

Gordon State College's residence halls provide an opportunity for students to both study and live within the Gordon community. This combination provides the best environment to support student success, especially during the first years of college. We aim to provide students the opportunity to exercise their independence, as well as strengthen their interpersonal skills while using college resources to save time and money. In seeking the perfect on-campus housing arrangement, students have several options to consider.

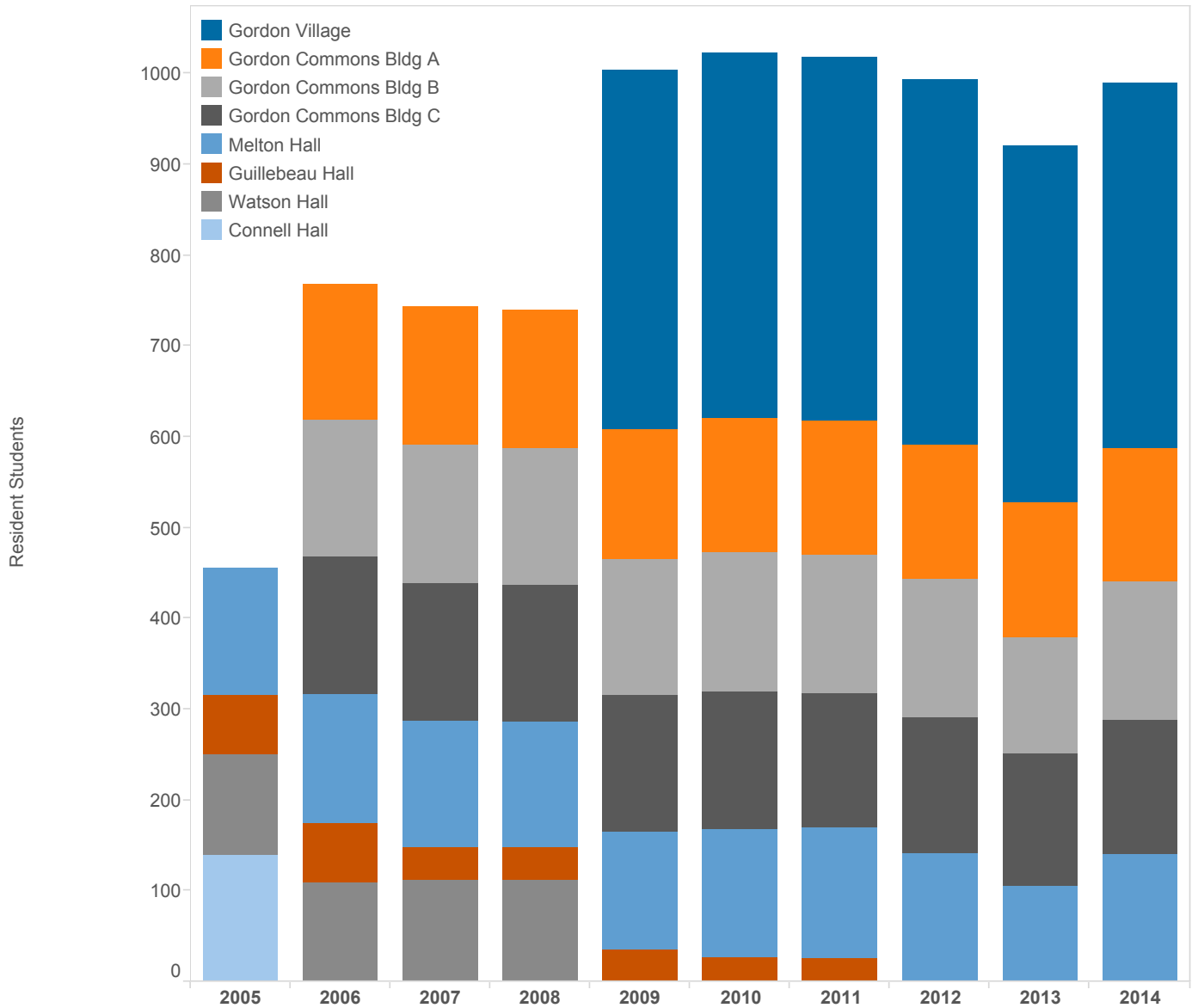
Gordon currently has three housing units: Gordon Village, Gordon Commons, and Melton Hall. Gordon Village opened Fall Semester 2008 and featured the first residence hall bistro/restaurant and card swipe access. The Village is adjacent to the Commons and is a vital part of the campus, making it even more convenient to class. Each apartment is individually leased by the bedroom and designed with today's college students in mind. It is loaded with amenities any new freshmen or returning student would want. Offering three types of fully furnished apartments, it accommodates the student desiring only one other roommate while sharing the comforts of a 24 hour computer lab, 24 hour laundry facility, high speed wireless access in public places, lounges with flat screen televisions, and vending areas on all floors.

The Gordon Commons are located at the heart of the Gordon campus, making it extremely convenient to class. Each apartment is individually leased by the bedroom and designed to meet the needs of today's college students. Offering 2 and 4 bedroom, fully-furnished apartments, Gordon Commons also offers computer labs, laundry facilities and vending areas within each building.

Lastly, we have Melton Hall. Melton Hall is a co-ed residence hall that houses approximately 144 resident students. Roommates share a double occupancy space supplied with a lofted bed, desk, chair and closet area (per resident) while hall mates interact in open lobbies and lounge areas. Melton also offers computer labs, laundry facilities and vending areas that are accessible to all residents.

Source. Gordon State College Residence Life

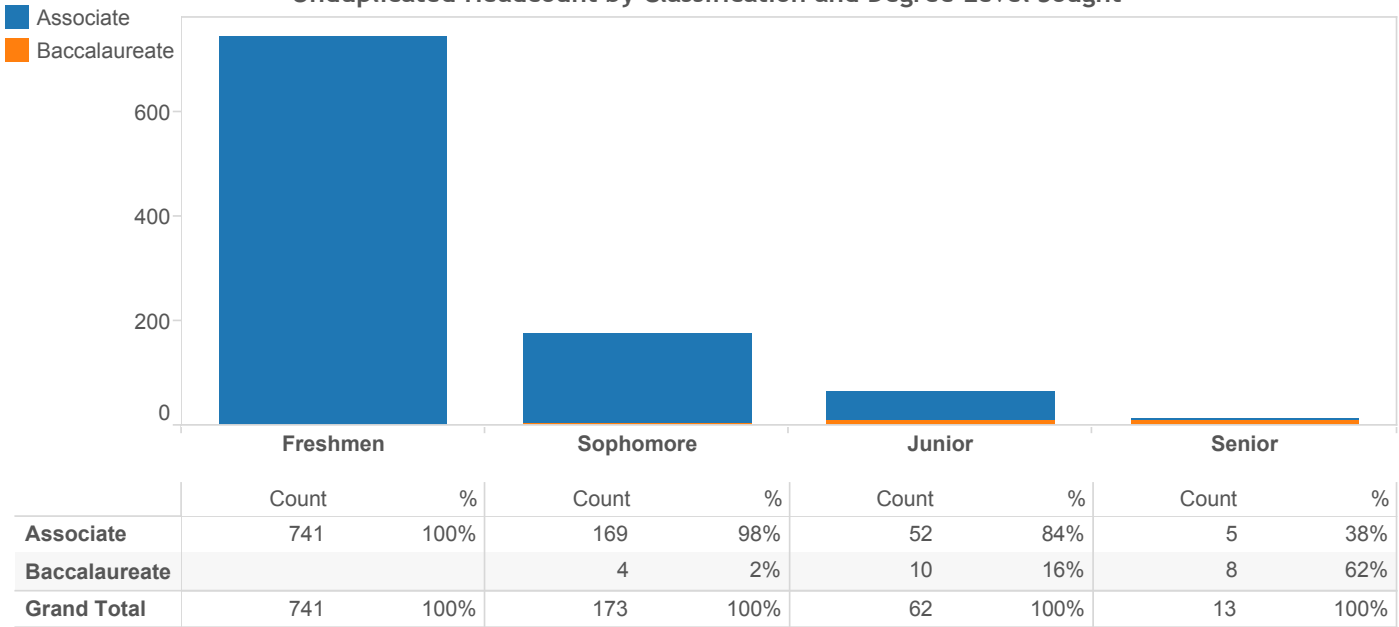
Residence Hall Occupancy 10-yr History



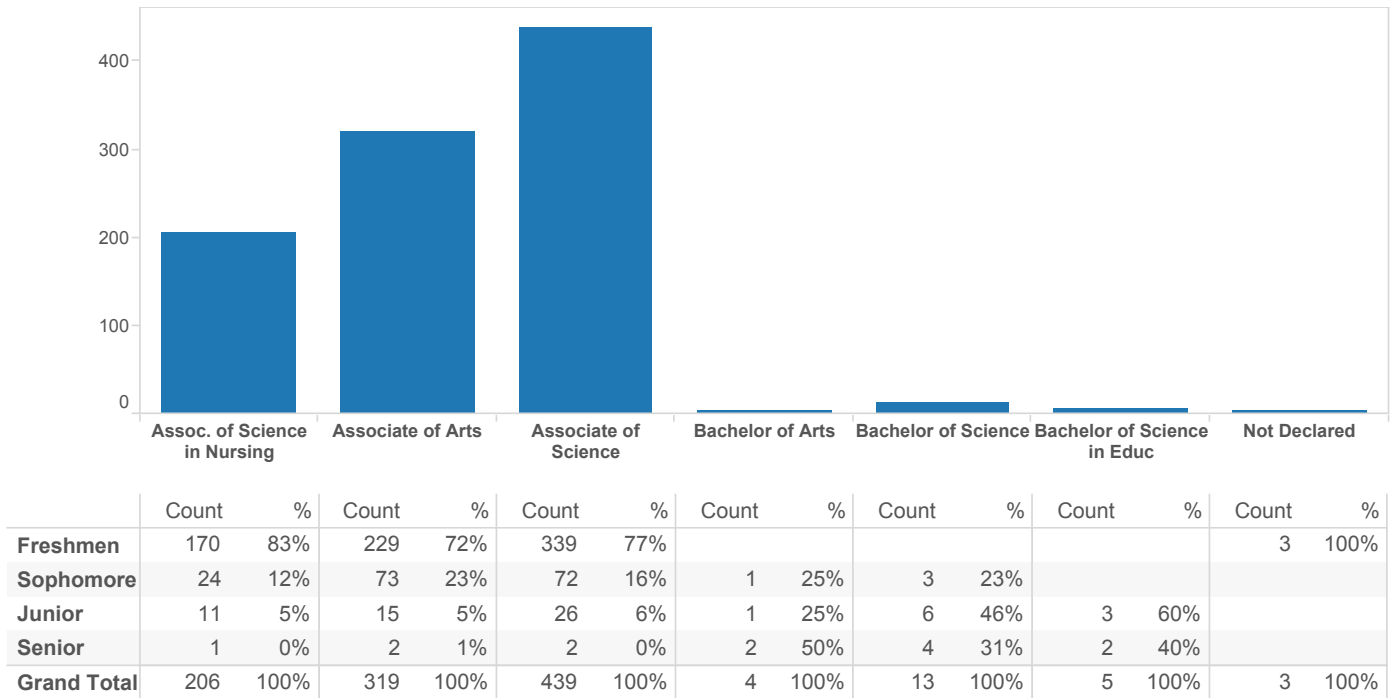
	2005	2006	2007	2008	2009	2010	2011	2012	2013	2014
Gordon Village					396	402	401	402	393	401
Gordon Commons Bldg A		150	153	151	142	147	147	147	149	148
Gordon Commons Bldg B		150	152	151	149	154	153	152	126	152
Gordon Commons Bldg C		152	151	152	151	151	148	150	147	148
Melton Hall	139	141	140	138	130	142	144	141	105	140
Guillebeau Hall	66	67	36	36	35	26	25			
Watson Hall	111	108	111	111						
Connell Hall	139									
Grand Total	455	768	743	739	1,003	1,022	1,018	992	920	989

**All Resident Students
Fall Semester 2013**

Unduplicated Headcount by Classification and Degree Level Sought



Unduplicated Headcount by Degree Sought and Classification



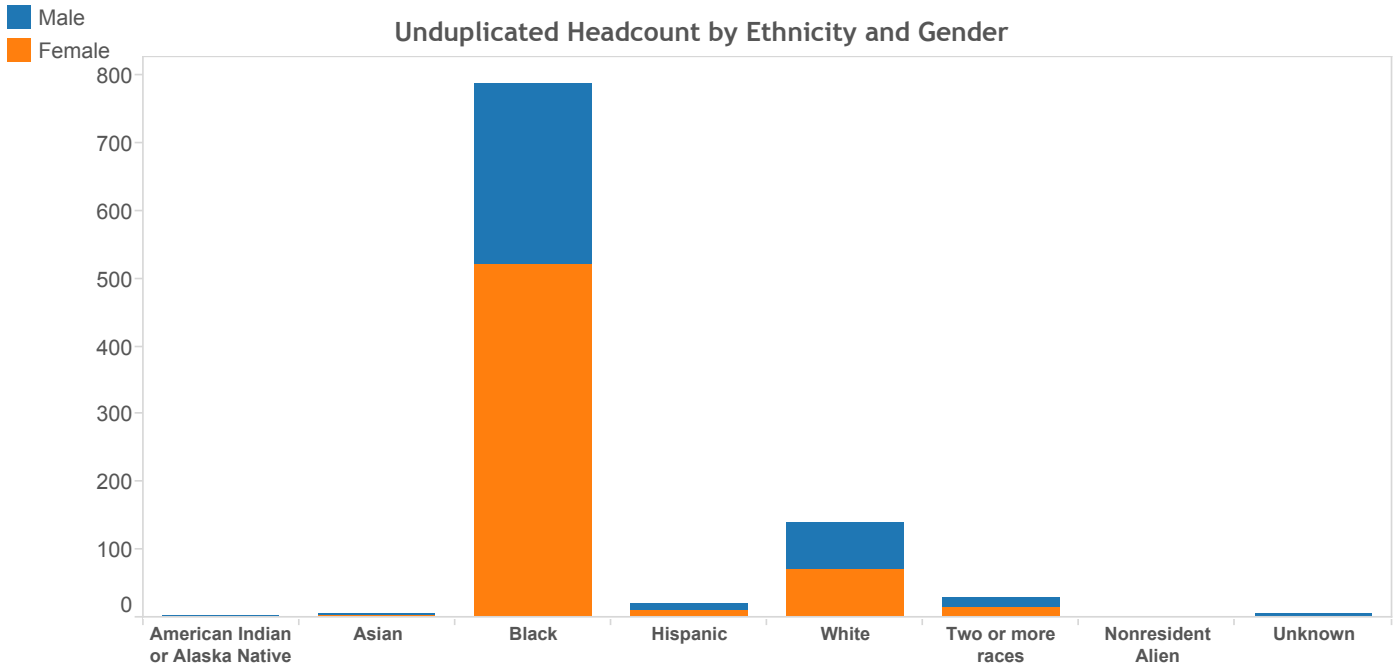
Unduplicated Headcount by Gender



% represents percent of total

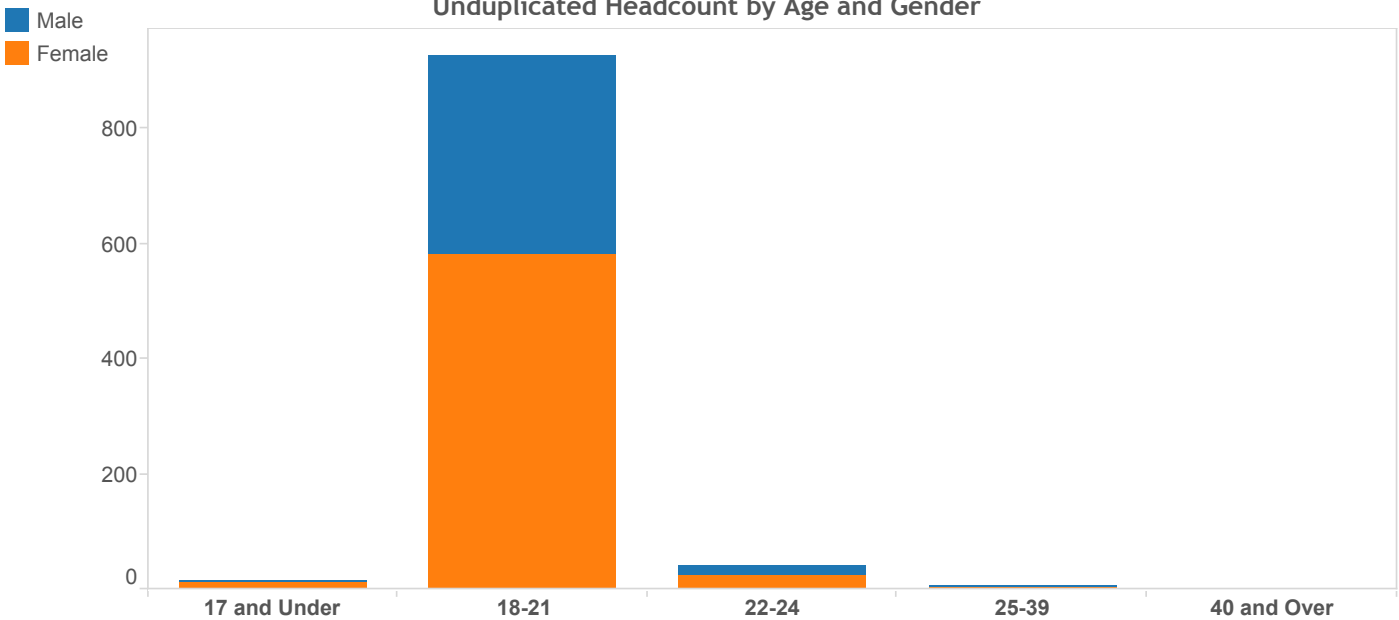
**All Resident Students
Fall Semester 2013**

Unduplicated Headcount by Ethnicity and Gender



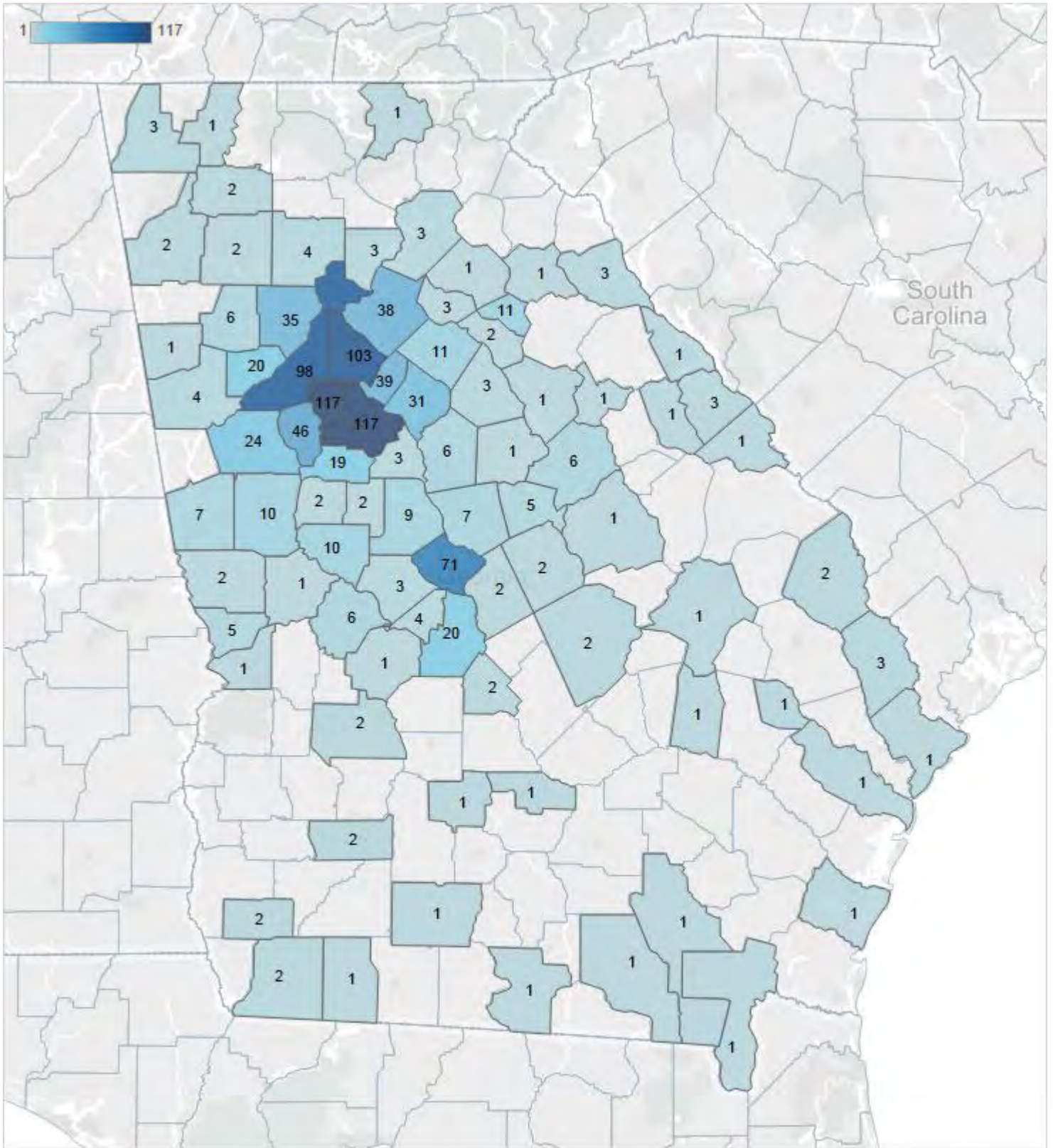
	Count	%	Count	%	Count	%	Count	%	Count	%	Count	%	Count	%		
Male	2	100%	1	25%	267	34%	11	55%	69	49%	16	53%	1	100%	4	80%
Female			3	75%	520	66%	9	45%	71	51%	14	47%			1	20%
Grand Total	2	100%	4	100%	787	100%	20	100%	140	100%	30	100%	1	100%	5	100%

Unduplicated Headcount by Age and Gender



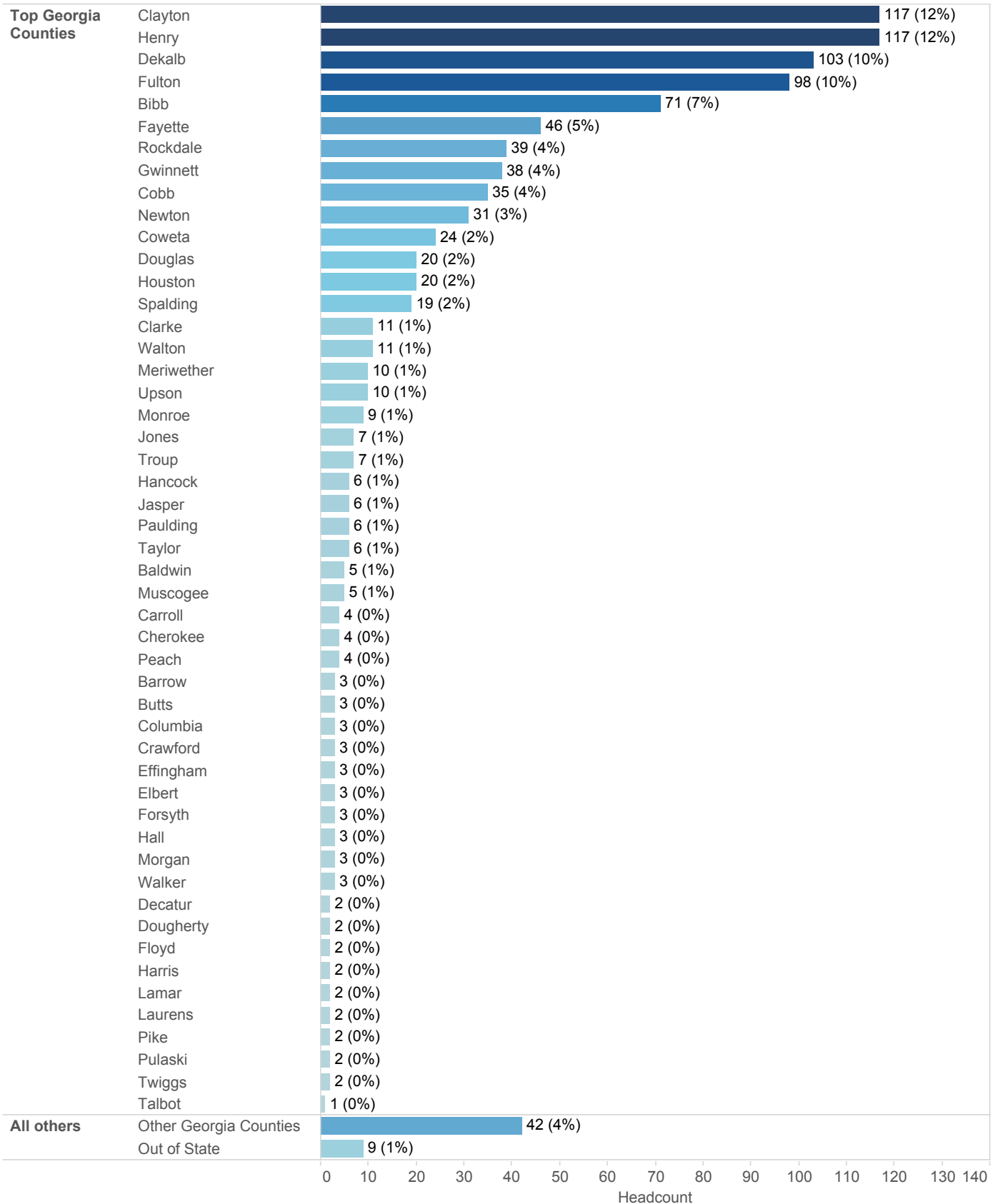
	Count	%	Count	%	Count	%	Count	%	Count	%
Male	3	20%	346	37%	19	46%	3	60%		
Female	12	80%	581	63%	22	54%	2	40%	1	100%
Grand Total	15	100%	927	100%	41	100%	5	100%	1	100%

All Resident Students
 Fall Semester 2013 - County of Origin



Unduplicated headcount by county of origin.

All Resident Students
Fall Semester 2013 - County of Origin



Unduplicated headcount by county of origin.



Published by Institutional Research
Gordon State College
419 College Drive
Barnesville, GA 30204