

Spring 2020 Enrollment Quick Facts



WHAT DOES SERVICE MEAN TO YOU?

Help give support to families in need
-Diana, 10/11

Helping the needy

Helping my community to my full ability
-Alicia, 10/11

Being taken out of my comfort zone and putting myself in someone else's shoes
-Katie, 10/11

Making a difference

Helping out my community

Service means being selfless. I love being there for others who need it. I hope I can help someone else.
-EMMA, 10/11

Help those who will help you!!!

Service is the most important part of any organization. It's what makes it work.
-Katie, 10/11

Being the change

Leaving a Legacy in My Community!
-Haley, 10/11

The Community coming together to make a change

What service means to me?
... Being kind
-Katie, 10/11

An act of kindness

Means me happily helping

Being nice

To help people

Black Excellence

HAPPY

GIVING WHO RECEIVING

MAKING A CHANGE!

Service is the most important part of any organization. It's what makes it work.
-Katie, 10/11

Being the change

Service is the most important part of any organization. It's what makes it work.
-Katie, 10/11

Being the change



Quick Fact Objects

The Quick Fact Objects below are displayed to provide aggregated information for the selected population. Each object's display is composed of a horizontal bar graph displaying the unduplicated Headcount of several categories within that object. For example, the *By Age* object displays information for 5 distinct age groups. At the far right of each element bar, there is a numeric indicator for the percent of the object total for that element. Also within each bar is a vertical solid line which indicates the number of FTEs for that element.

- *Tables for Headcount, Credit Hours and FEs* - Tables show stated statistics by Class Level and Housing Status.
- *By Age*: Age categories are based on student age on the first day of semester.
- *By Adult Learner*: Adult Learner is consistent with the USG definition of being 25 years of age or older at the student's first term of enrollment.
- *By Ethnicity*: Ethnicity categories are consistent with the definitions from USG and IPEDS. Race/Ethnicity is self-reported by the student.
- *By Gender*: Gender categories are based on student Person data.
- *By Credit Hours*: Credit hours categories are based on student enrollment at time data is extracted and all classes where credit hours are accrued. Credit hours from all on-campus and off-campus sites are included regardless of parameter selection and filtering.
- *By Enrollment Status*: Enrollment status is determined based on total credit hours a student is enrolled in at time data is extracted. Less than 12 hours is considered Part-time and 12 or more hours is considered Full-time. Credit hours from all on-campus and off-campus sites are included regardless of parameter selection and filtering.
- *By Class*: Class category is based on student's total accumulated hours earned and current enrolled hours. Break points for each class are FR 0-29, SO 30-59, JR 60-89 and SR 90 and above. Based on credit hours from all on-campus and off-campus sites are included regardless of parameter selection and filtering.
- *By Degree*: Degrees are based on student curriculum information. Since a student may declare 2 programs of study, the headcounts for this object can be duplicated resulting in a total that is greater than the Unduplicated Headcount.
- *By Learning Support Requirement*: Number of Learning Support requirements.
- *By Geographic Region (Origin)*: Geographic region of origination of the student. County of origin is used to for in-state students and categorized as Atlanta Metro County (based on the 20XX US Census 29 county list for the Atlanta Metro Statistical Area) or Other Georgia County. Students with origin outside of Georgia area categorized as either Out of State or International.
- *By Student Type*: Student type for the semester.
- *By Housing Status*: Housing status for the semester. Note that the Quick Facts dashboard only includes registered students. There may be housing students that have yet to register.
- *County of Origin*: All counties of origin with a minimum of 5 students displayed in descending order from left to right on the vertical bar graph. Georgia counties will only list the county name. Non-Georgia counties will list county name and two character state abbreviation. International origins will be categorized as Not Reported.
- *By Major or Pathway to Baccalaureate Degree*: Majors and Baccalaureate Pathways will be based on the student curriculum information. Since a student may declare 2 programs of study, the headcounts for this object can be duplicated resulting in a total that is greater than the Unduplicated Headcount.

Enrollment Quick Facts

Spring 2020 - Midterm

Extract Date

3/22/2020 4:00:48 PM

Data Set

202002_MTC

Campus

All

Headcount - by Housing Status

CLASS	Commuting	Resident	Grand Total
FR	1,039	481	1,520
SO	562	211	773
JR	396	76	472
SR	366	16	382
Grand Total	2,363	784	3,147

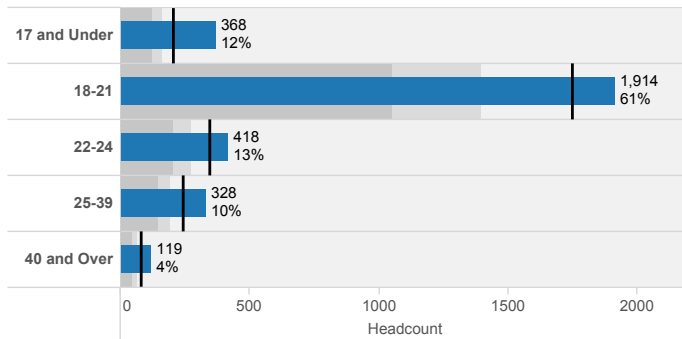
FTE - by Housing Status

CLASS	Commuting	Resident	Grand Total
FR	768.4	477.8	1,246.3
SO	467.1	205.8	672.8
JR	315.7	73.2	388.8
SR	303.5	15.6	319.1
Grand Total	1,854.7	772.3	2,627.0

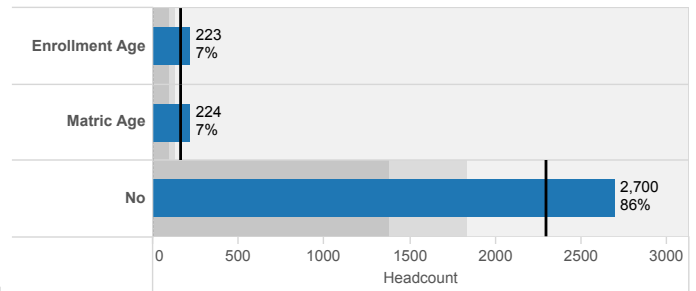
Credit Hours - by Housing Status

CLASS	Commuting	Resident	Grand Total
FR	10,374	6,775	17,149
SO	6,188	2,870	9,058
JR	4,084	1,033	5,117
SR	4,013	232	4,245
Grand Total	24,659	10,910	35,569

By Age

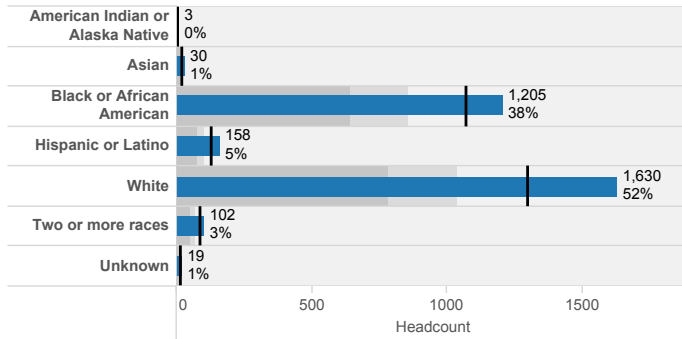


By Adult Learner

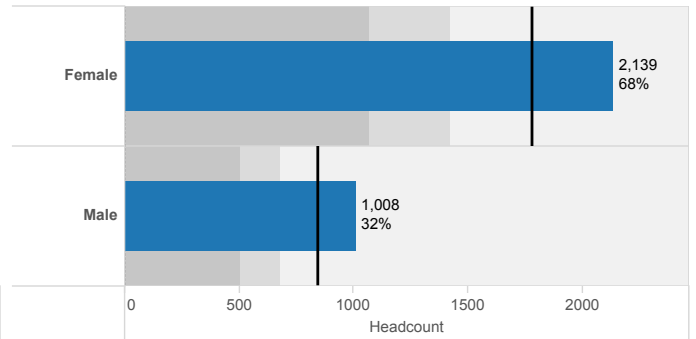


Enrollment Age - Adult Learner based on age in selected term
Matric Age - Adult Learner based on age at matriculation

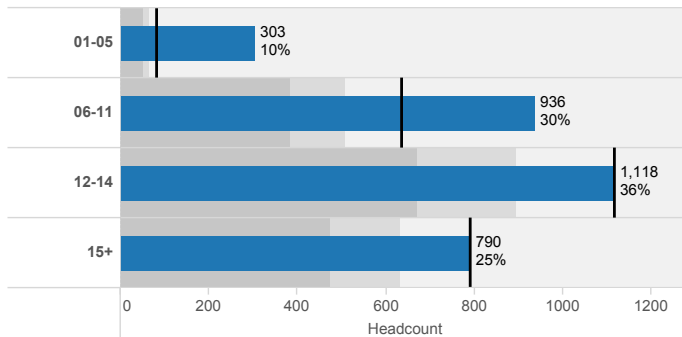
By Ethnicity



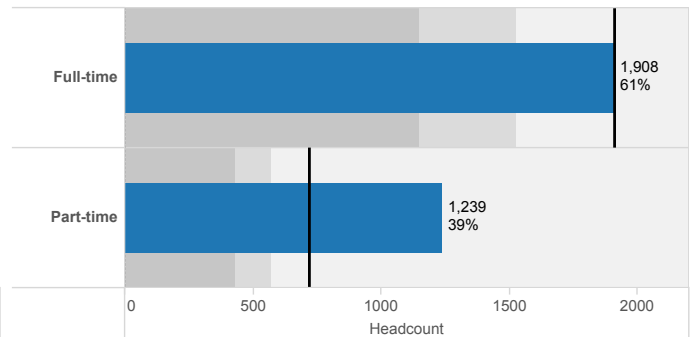
By Gender



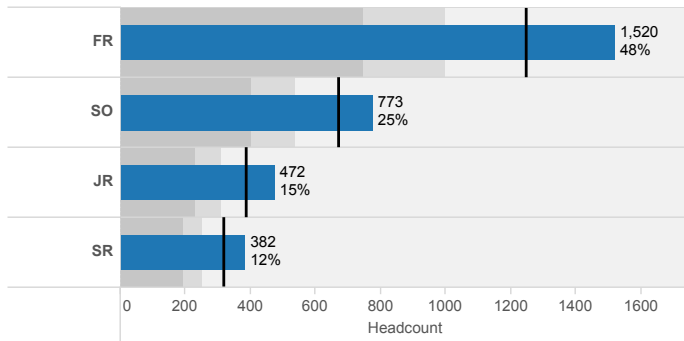
By Credit Hours



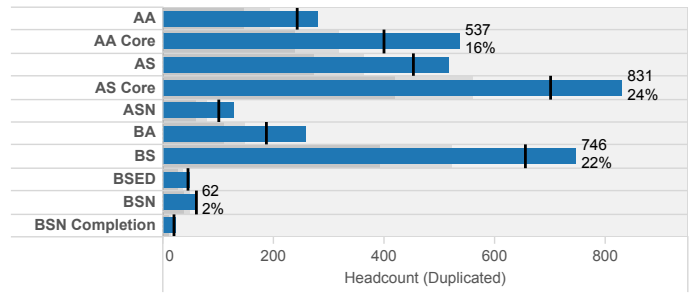
By Enrollment Status



By Class

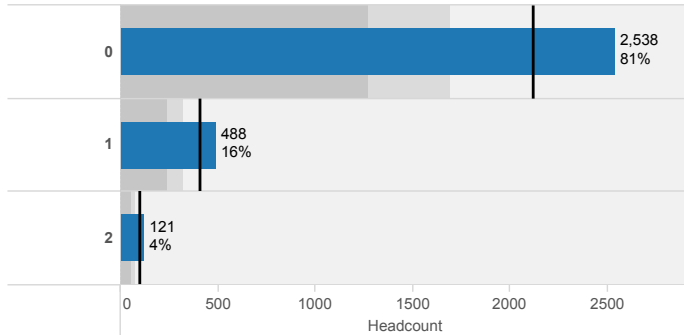


By Degree

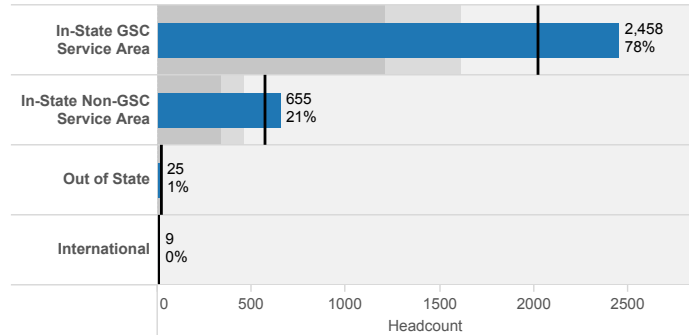


Counts are duplicated due to students declaring multiple majors. Total may exceed Unduplicated Headcount.

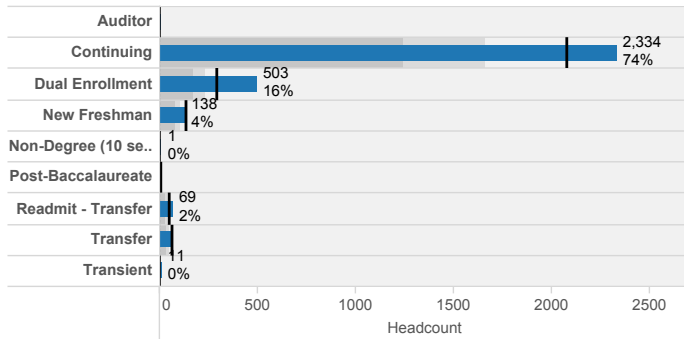
By Learning Support Requirement



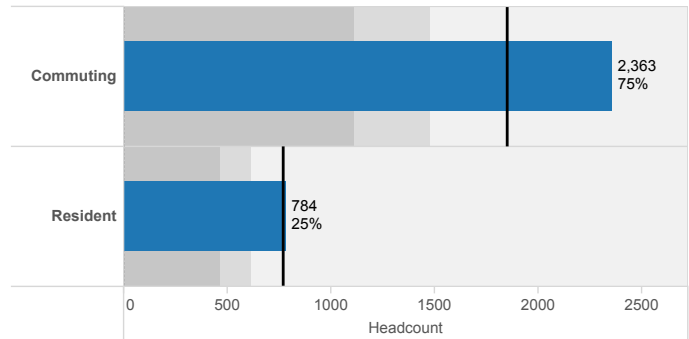
By Geographic Region of Origin



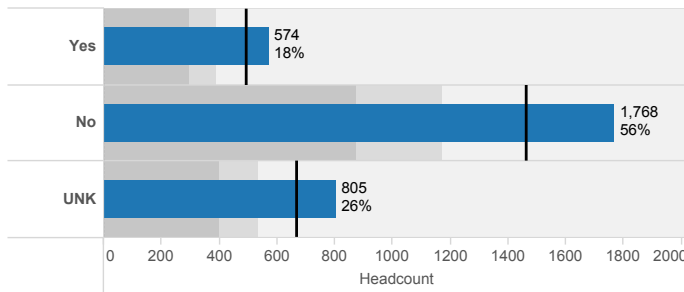
By Student Type



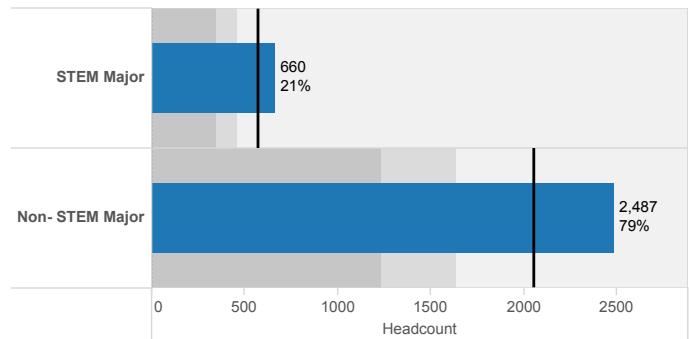
By Housing Status



By First Generation

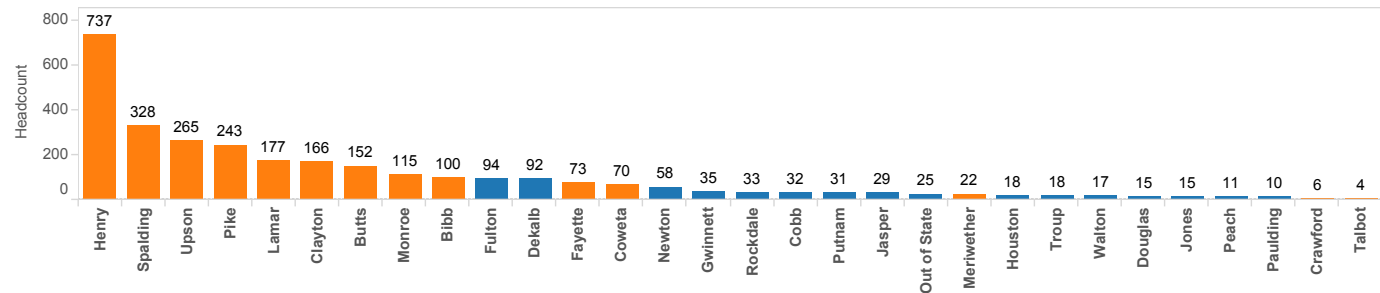


By STEM Classification



First Gen defined as all parents/guardians reported having no more than HS diploma, i.e. never attended college.

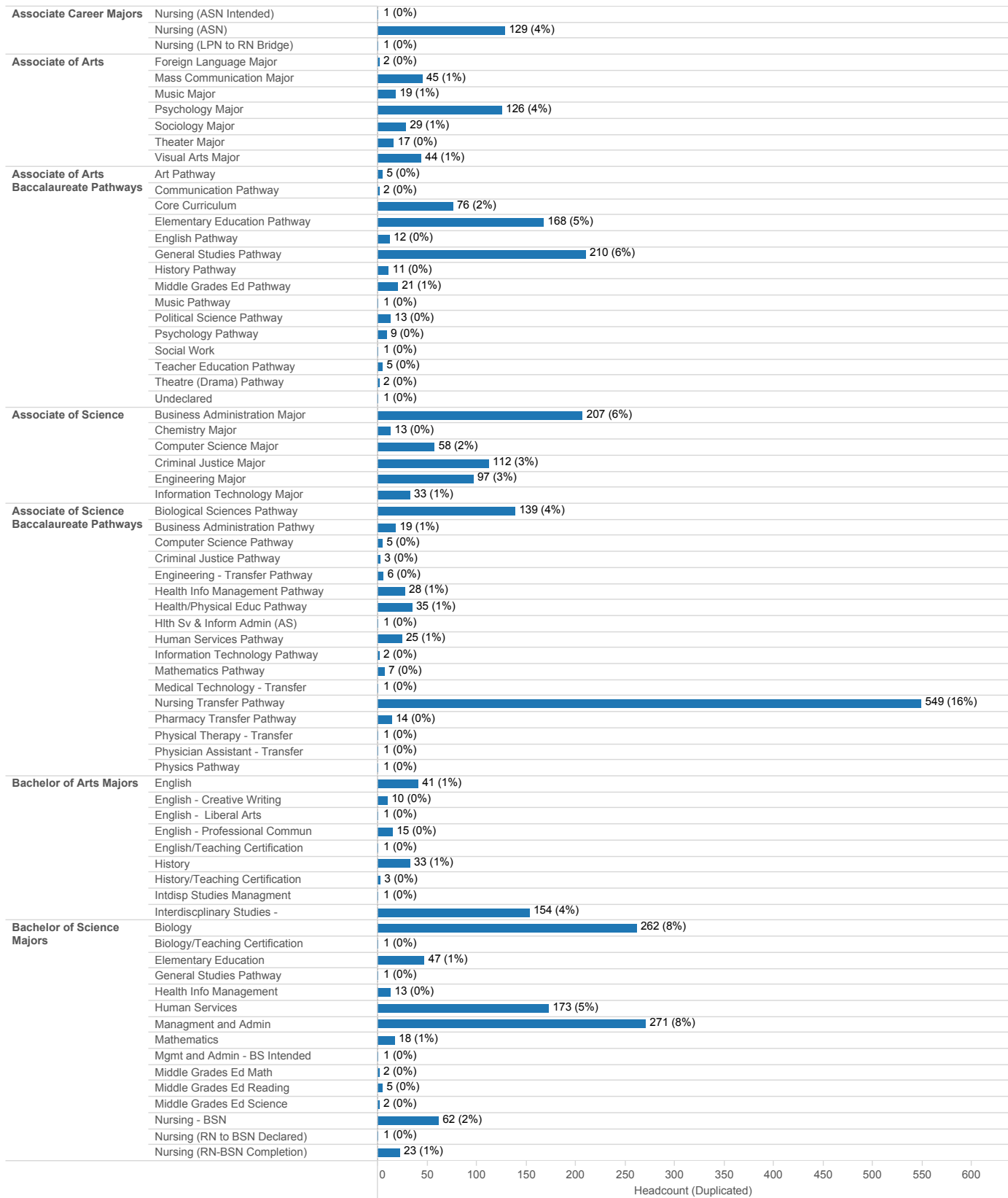
By County of Origin



Only Counties with headcount of 10+ or within 14 county service area are displayed.

By Major or Pathway to Baccalaureate Degree

Counts are duplicated due to students declaring multiple majors. Total may exceed Unduplicated Headcount.



Counts are duplicated due to students declaring multiple majors. Total may exceed Unduplicated Headcount.