

Fall 2019 Applicant Quick Facts



Applicant Quick Fact Objects

The Applicant Quick Fact Objects below are displayed to provide aggregated information for the selected population. Each object's display is composed of a horizontal bar graph displaying the unduplicated Headcount of several categories within that object. For example, the *By Age* object displays information for 5 distinct age groups. At the far right of each element bar, there is a numeric indicator for the percent of the object total for that element.

- *Table for Applicant Count* - Table shows stated status by Admit Type. Counts are for current status of the application.
- *By Applicant Admit Type*: The admit type is based on the admit type found on the SAAADMS Banner form when the student applied.
- *By Applicant Student Type* The student type is based on the student type found on the SAAADMS Banner form when the student applied.
- *By Age*: Age categories are based on applicant's current age.
- *By Gender*: Gender categories are based on applicant Person data found on the SPAIDEN Banner form.
- *By Ethnicity*: Ethnicity categories are consistent with the definitions from USG and IPEDS. Race/Ethnicity is self-reported by the student.
- *By Class*: Class category is based on student's total accumulated hours earned and current enrolled hours. Break points for each class are FR 0-29, SO 30-59, JR 60-89 and SR 90 and above. Based on credit hours from all on-campus and off-campus sites are included regardless of parameter selection and filtering.
- *By Enrollment Status*: Enrollment status is determined based on total credit hours a applicant is enrolled in at time data is extracted from Banner. Less than 12 hours is considered Part-time and 12 or more hours is considered
- *By Credit Hours*: Credit hours categories are based on student enrollment at time data is extracted from Banner and all classes where credit hours are accrued. Credit hours from all on-campus and off-campus sites are included regardless of parameter selection and filtering. Full-time. Credit hours from all on-campus and off-campus sites are included regardless of parameter selection and filtering.
- *By Housing Status*: Housing status is based on an Active Room assignment on the SLARASG Banner form for the selected semester.
- *By Learning Support Requirement*: Number of requirements is based on student non-course requirements found on the SHANCRS Banner form for the semester of the dataset chosen.
- *By Geographic Region (Origin)*: Geographic region of origination is based on applicant information found on the ZOARESI Banner form. County of origin is used to for in-state students and categorized as Atlanta Metro County (based on the 20XX US Census 29 county list for the Atlanta Metro Statistical Area) or Other Georgia County. Applicants with origin outside of Georgia area categorized as either Out of State or International based on their Banner information (International origins are coded as "ZZ" on the ZOARESI Banner form).
- *By Degree*: Degrees are based on student curriculum information found on the SAAADMS Banner form for the semester of the dataset chosen. Since a student may declare 2 programs of study, the headcounts for this object can be duplicated resulting in a total that is greater than the Unduplicated Headcount.
- *County of Origin*: All counties of origin, defined as a student's resident county at time of application, with a minimum of 5 students in the dataset and selected filters selected are displayed in descending order from left to right on the vertical bar graph. Georgia counties will only list the county name. Non-Georgia counties will list county name and two character state abbreviation. International origins will be categorized as Not Reported.
- *By Major or Pathway to Baccalaureate Degree*: Majors and Baccalaureate Pathways will be based on the student curriculum information found on the SAAADMS Banner form for the semester of the dataset chosen. Since a student may declare 2 programs of study, the headcounts for this object can be duplicated resulting in a total that is greater than the Unduplicated Headcount.

Applicant Quick Facts

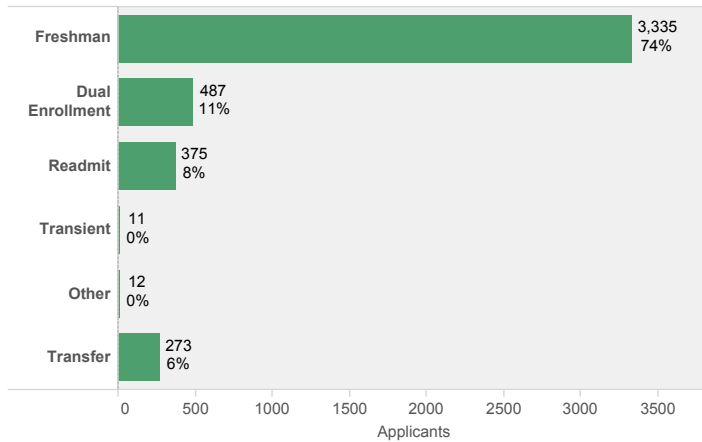
Dataset: Fall 2019 - Midterm

Applicant Count - Unduplicated Applicants by Admit Type and Current Status

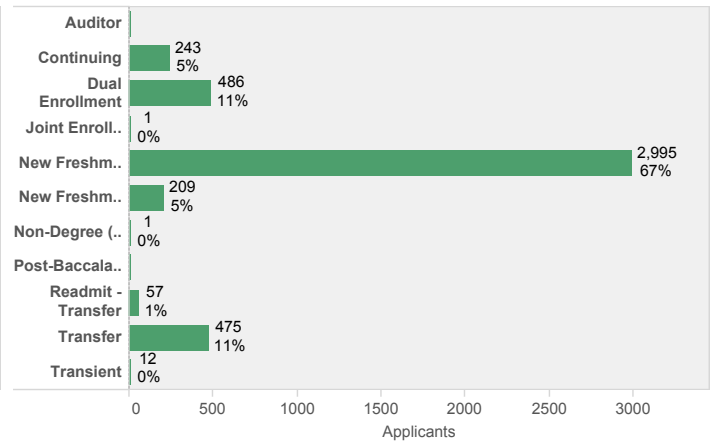
Current Status	Dual Enrollment			Freshman					Readmit	Transfer	Transient	Other		Grand Total
	Dual Enrollment	Joint Enrollment	Dual Enrollment GA Fund ..	Traditional	Traditional Limited	Non Traditional	Internatio..	Freshman Limited, HS REQ	Readmit	Regular	Transient	Post Bacc	Auditor	
In-progress/No Decisi..	1	1	162	1,550	103	27	3	4	88	148	5	4		2,096
Provisional Accept				470	64		2		1	7				544
Final Accept			46	139	35	11		20	80	43	4	4		382
Registered			277	658	163	33		53	206	75	2	2	2	1,471
Grand Total	1	1	485	2,817	365	71	5	77	375	273	11	10	2	4,493

Counts are for **current** status of application.

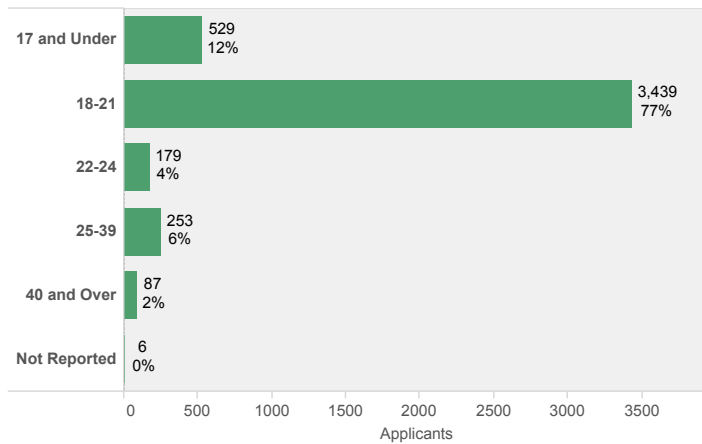
By Applicant Admit Type



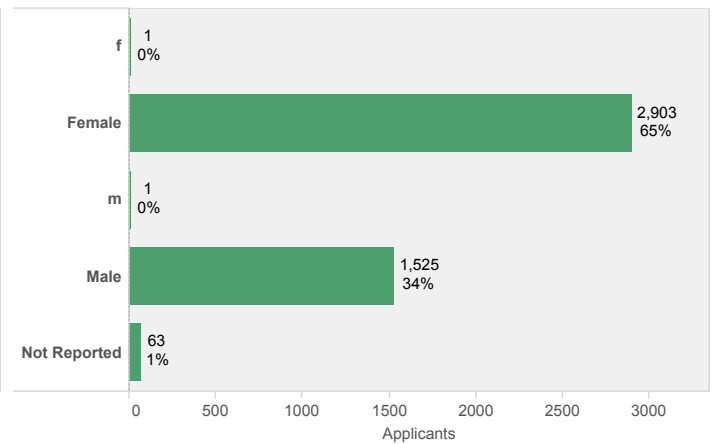
By Applicant Student Type



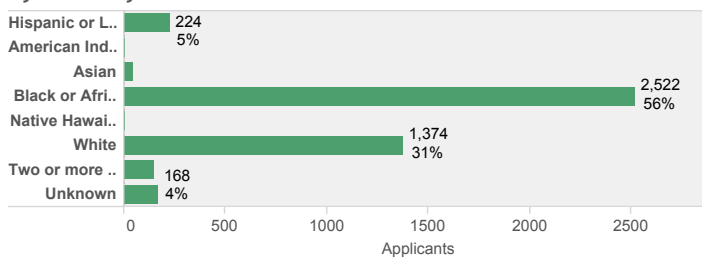
By Age



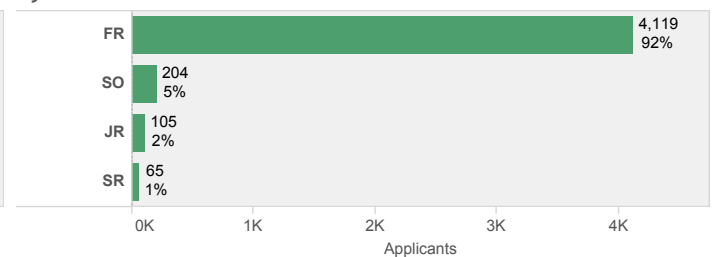
By Gender



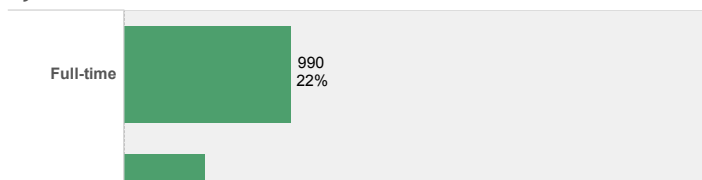
By Ethnicity




By Class


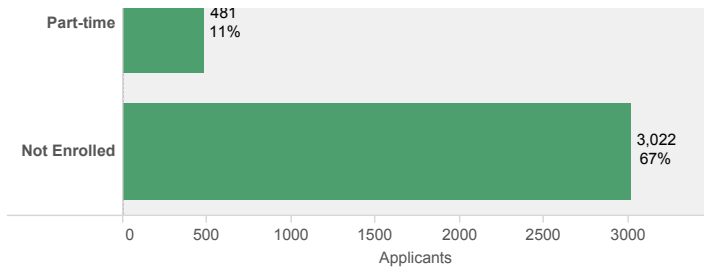


By Enrollment Status

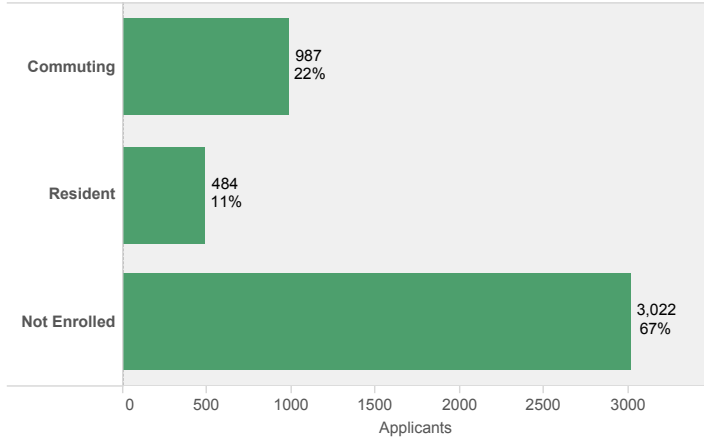


By Credit Hours

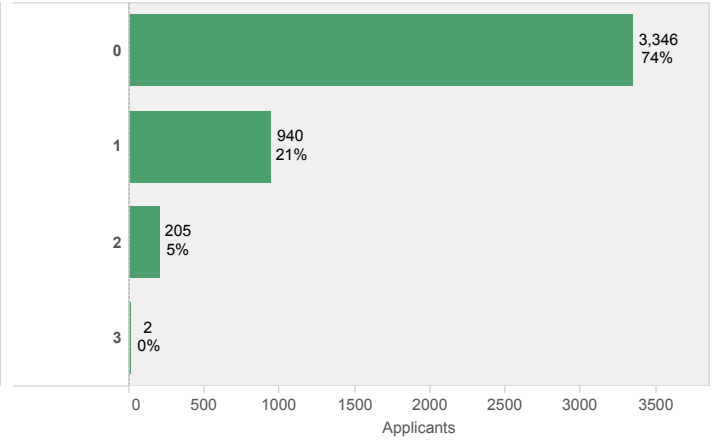




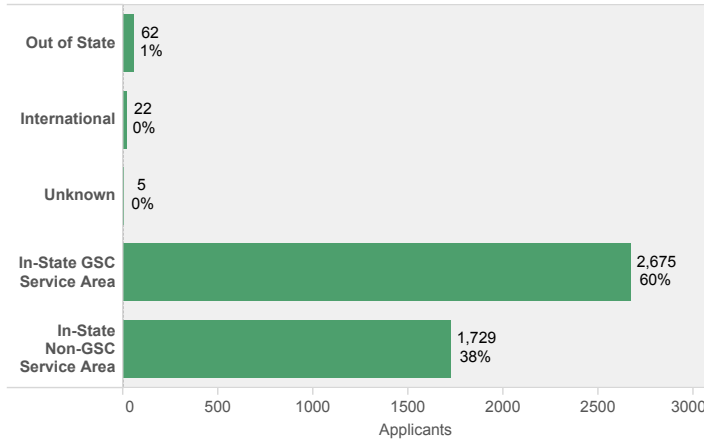
By Housing Status



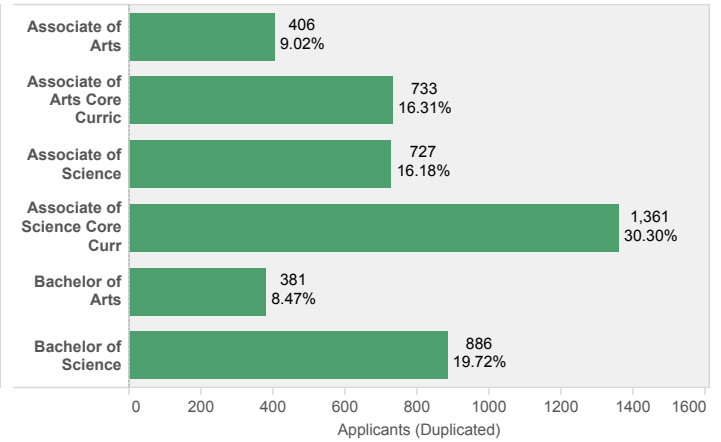
By Learning Support Requirements



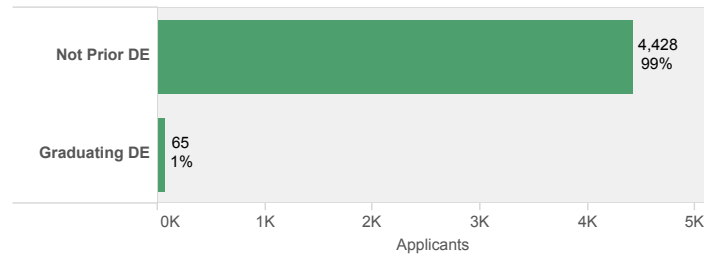
By Geographic Region of Origin



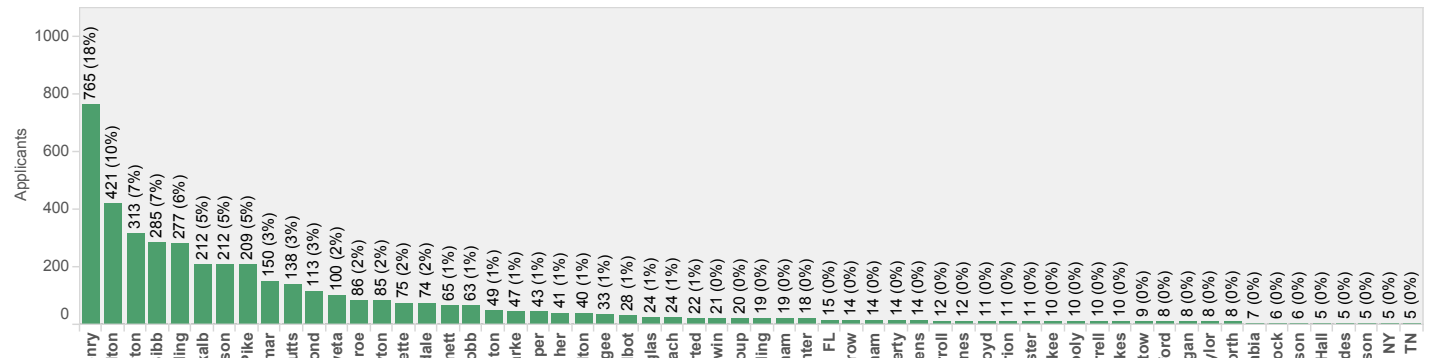
By Application Degree



By Prior DE



By County of Origin



Ht Fu Clay E Spak Del Up La B Richm Cov Mor New Fay Rock Gwin C Hout Cli Jat Merlwe Wa Musco Ta Dou: Pe Not Repo Balc Tr Paulk Putt Sur Bar Chatt Dough Laur Ca Jo Fl Ma Web Cherc Di Te Wi Bar Craw Mor Ta W Colun Hanc Jack Lown Madi

By Application Major or Pathway to Baccalaureate Degree

Counts may be duplicated due to applicants declaring multiple majors. Total may exceed Unduplicated Applicants.

