


Gordon State College SmarterMeasure Assessment



SmarterMeasure

SmarterMeasure is an assessment that measures learner readiness. SmarterMeasure is an indicator of the degree to which distance learning and/or learning in a technology rich environment will be a good fit for you. It will help you prepare to be successful as a student. You are not penalized for guessing on SmarterMeasure, please enter an answer for each question on the assessment. Upon completion of SmarterMeasure you will receive a score report which will not only help you understand your strengths and opportunities for improvement, but will also provide resources to help you succeed. Remember, this assessment is strictly for your benefit. Take the time to rate yourself honestly.

SmarterMeasure Resources



Technical Requirements

Learn about the minimum computer requirements for taking SmarterMeasure.

Questions about how to login?

First Time User Login

Use this option if you are a first time user or need to start a new assessment.

Login as First Time User

Returning Users

Use this option if you want to look up a previously started or completed assessment.

Login as Returning User

1. Navigate to <http://gordonstate.smartermeasure.com> and select “Login as First Time User”.

(If you need to access the assessment at a later date (with the pin sent to you via email) you will choose the “Login as Returning User” link instead).

2. Choose your designated username and input the password provided to you (by your advisor, department, etc.)

First Time User Login

Step 1

Choose the username that was provided by your school for the SmarterMeasure assessment. If the username provided is not in the list below, please contact the person or check the school materials that referred you to SmarterMeasure for the correct username.

Username

Weekend College

Step 2

Enter the password that was provided by your school for the SmarterMeasure assessment.

Password

Personal Information

1. Please enter your name

First Name *

Last Name *



2. Please enter your email

Email *

Re-Enter Email *

Your email address is never released to third party as stated in our privacy policy.

4. Are you a first-generation college student? (Are you the first person in your immediate family to enroll in college?)

- Yes
- No
- Prefer not to answer



Save & Continue

3. Provide the personal information so that your report can be viewed by your advisor in the future. **Make sure to use your Gordon email (@gordonstate.edu).**

As you complete each page of the survey assessment, select the green “save & continue” to move forward.

As soon as you provide your Gordon email, you will be sent an email from SmarterMeasure providing you with a pin. You will use this to log back into your assessment if you are not able to complete it in one sitting. You will need to use the “Login as a Returning User” link on the homepage.

Dear Sample ,

Thank you for taking the SmarterMeasure learning readiness assessment. You have provided a SmarterMeasure PIN for you in case you do not complete the assessment later it is VERY IMPORTANT that you log in as a returning user and not as another new user. When you log in as a RETURNING USER, use your full email address and the SmarterMeasure PIN.

In addition, once you have completed the assessment you can use your SmarterMeasure PIN to return to those results as well.

We hope you enjoy the SmarterMeasure learning readiness assessment.

Login URL: <http://gordonstate.smartermeasure.com>

Individual Attributes

This section measures twenty-five attributes which can be used to describe you as a student. These attributes can be enhanced or improved through academic interventions. Ask your faculty member or academic advisor about the resources for remediation and/or support which your school may provide.

	Very	Somewha	Not much	Not like
	much like	like me	like me	me at all
	me			

1. I am able to control my anxiety, worry or stress about my school work.

2. I appropriately express my thoughts to others.

Life Factors

Many students strongly desire to continue their education. However, other situations in their lives often prevent them from being able to do so. This section will ask questions in regards to the other elements in your life that may impact your ability to continue your education. **There are no right or wrong answers to this section.** The purpose of these questions is to help you and your school determine the degree to which these factors may complicate your ability to attend classes whether face-to-face or online. By being honest in this section, your school will be better informed about your particular situation. This information will allow your school to more effectively provide the resources for support that you need to be successful in achieving your educational goals.

1. People continue their education for many reasons such as getting a raise at work, keeping their current job, getting a better job, personal satisfaction, and/or they were told to go to school by someone like a parent or supervisor. To what degree do you feel like you have a **strong reason for enrolling in school?**

- I don't really have a reason for going to school.
- I vaguely understand why I need to go to school.
- Undecided

4. The assessment will consist of certain subsections which many contain questions related to:

- Individual Attributes
- Life Factors
- Learning Styles
- Personal Ratings
- Technical Knowledge
- Technical Competency

**Assessments vary based upon assessment group.

Sample Student1

Print / Download Report

Email Report

Introduction
Summary
Individual Attributes
Life Factors
Learning Styles
Personal Rating



A Guide to Interpretation of your SmarterMeasure Score

SmarterMeasure (formerly known as READI) is a tool to help you assess your readiness for learning in an online and/or technology rich environment. The **SmarterMeasure** tool is not intended to make an absolute decision as to whether or not you will succeed in your courses. However, your scores will give you an idea of your strengths in the different components **SmarterMeasure** assesses. It is strongly recommended that you communicate with someone at your school about your **SmarterMeasure** scores so that you will be informed of the resources for support which your school provides to help you succeed.

General Information

Student Name: Sample Student1
Date Started: November 28, 2014 @ 12:46 PM EST
of online courses: 1

IMPORTANT TIP

Use the navigation menu on the left or the buttons on the bottom of each section to navigate between each section of your results.

5. After completing the assessment, a report will be generated. You can choose to print/download the report as well as email the report to yourself or someone else. **It is highly suggested to email the report to yourself so that you can access the resource links at a later time.**

6. The first section of the report provides an overall summary of your data. You can then filter to specific sections to read more feedback related to your results.

Sample Student1

Print / Download Report

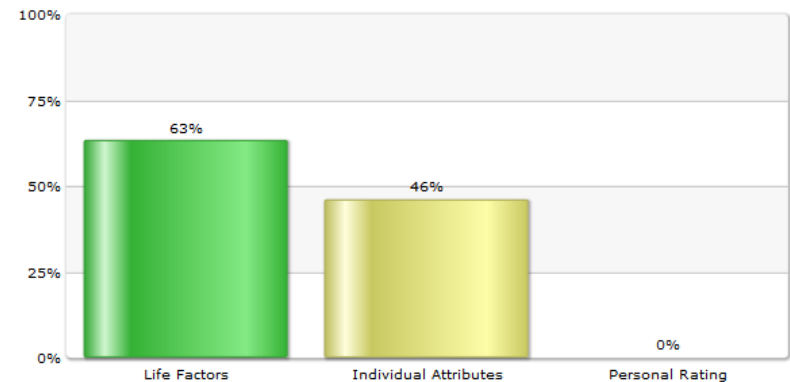
Email Report

Introduction
Summary
Individual Attributes
Life Factors
Learning Styles
Personal Rating



Assessment Summary

A summary of your assessment has been provided below. For your expanded assessment results you may click each menu item to the left for additional information.



Sample Student1

- Print / Download Report
- Email Report

- Introduction
- Summary
- Individual Attributes**
- Life Factors
- Learning Styles
- Personal Rating

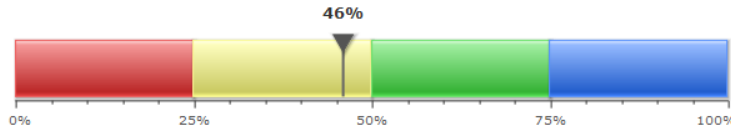
Color Key

- 4 **Strength**
- 3
- 2 **Opportunity for**
- 1 **Improvement**


Individual Attributes

This section measures twenty-five attributes which can be used to describe you as a student. These attributes can be enhanced or improved through academic interventions. Ask your faculty member or academic advisor about the resources for remediation and/or support which your school may provide.

The maximum possible score for this section is 100%. You scored a total of 46%.



Detailed Item Results



7. Data within specific subsections may provide percentage or rank scores. Make sure to use the color key on the left side of the report when interpreting this data.

