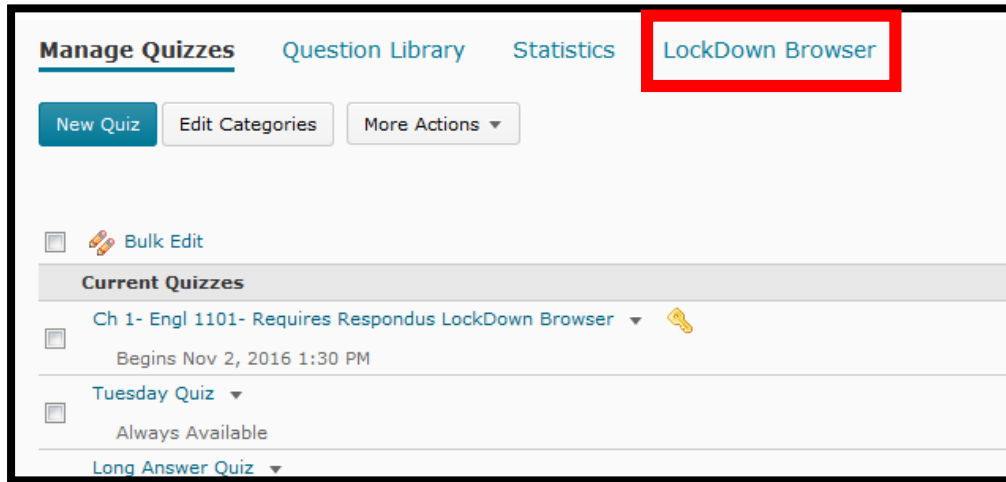


Faculty: Using Respondus Monitor for D2L Test Security

Note: Respondus Monitor only works for D2L quizzes (not other quizzes outside of the LMS). It must also be used in conjunction with the Respondus Lockdown Browser ([that students can download from here](#)).



Manage Quizzes Question Library Statistics **LockDown Browser**

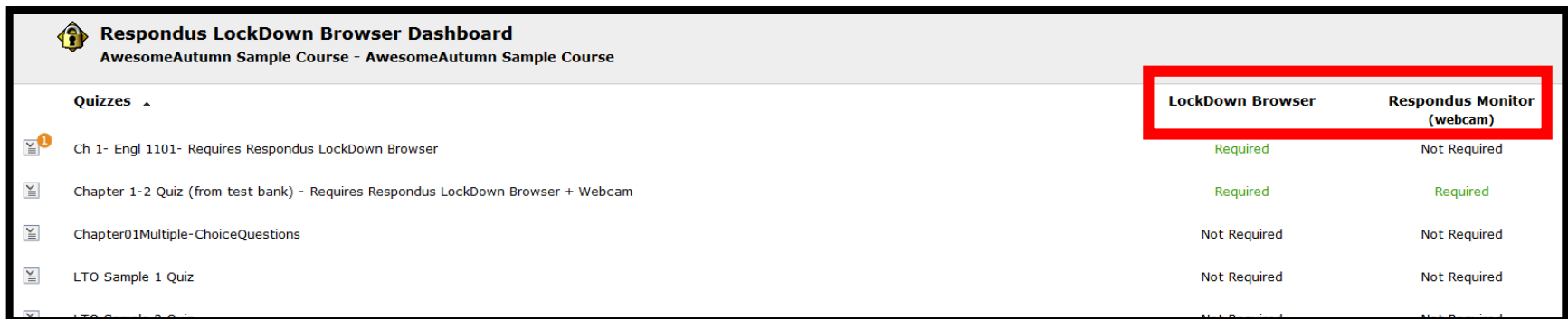
New Quiz Edit Categories More Actions ▾

Bulk Edit

Current Quizzes

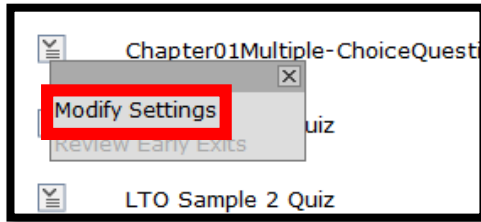
- Ch 1- Engl 1101- Requires Respondus LockDown Browser ▾ 🔑
Begins Nov 2, 2016 1:30 PM
- Tuesday Quiz ▾
Always Available
- Long Answer Quiz ▾

1. Completely set up the D2L quiz (with questions, timing, date window, connection to grade item, etc.)
2. Navigate to the “quizzes” area and choose the “Lockdown Browser” minibar.
3. You will see a listing of all the active quizzes. You will see if the lockdown browser (tier one) is required and if monitor (tier two) is required.



Respondus LockDown Browser Dashboard
AwesomeAutumn Sample Course - AwesomeAutumn Sample Course

Quizzes	LockDown Browser	Respondus Monitor (webcam)
<input checked="" type="checkbox"/> Ch 1- Engl 1101- Requires Respondus LockDown Browser	Required	Not Required
<input checked="" type="checkbox"/> Chapter 1-2 Quiz (from test bank) - Requires Respondus LockDown Browser + Webcam	Required	Required
<input checked="" type="checkbox"/> Chapter01Multiple-ChoiceQuestions	Not Required	Not Required
<input checked="" type="checkbox"/> LTO Sample 1 Quiz	Not Required	Not Required



4. Choose the dropdown beside the name of the quiz and choose “modify settings”.

5. Choose to “Require Respondus Lockdown Browser for this exam”. You might also choose to “Require Lockdown Browser to view feedback and results,” meaning that the student would have to using the lockdown browser to see the questions they missed, etc. after the exam (if you allow for that).

6. Choose “advanced settings” and choose to lock students into the exam until it is completed.

LockDown Browser Settings

Don't require Respondus LockDown Browser for this exam

Require Respondus LockDown Browser for this exam

Require LockDown Browser to view feedback and results

Password Settings

Password to access exam (optional)

[-] Advanced Settings

Lock students into the browser until exam is completed [\[explain\]](#)

Password to close browser and exit exam early (optional)

Allow students to take this exam with an iPad (using the "LockDown Browser" app from iTunes) [\[explain\]](#)

Enable Calculator on the toolbar [\[explain\]](#)

Enable Printing from the toolbar [\[explain\]](#)

Monitor Webcam Settings

Do not require Respondus Monitor for this exam
 Require Respondus Monitor for this exam
 Either Respondus Monitor or a proctored lab can be used to take this exam

Startup Sequence

The Startup Sequence is the set of optional events that occur before a Monitor webcam session begins. You can change the order of most items in the startup sequence using drag and drop.

<input checked="" type="checkbox"/>	Webcam Check	Preview
↑ ↓	<input type="checkbox"/>	Student Photo Preview
↑ ↓	<input type="checkbox"/>	Show ID Preview Edit Text
<input checked="" type="checkbox"/>	Environment Check	Preview Edit Text
↑ ↓	<input checked="" type="checkbox"/>	Additional Instructions Preview Edit Text

[-] Advanced Settings

Allow another application to use the microphone during this exam. [\[explain\]](#)
 Make webcam videos additionally available for viewing on mobile devices (allow 24 hours).


Enter a demo student username for use by the instructor: [\[explain\]](#)

7. Choose to “Require Respondus Monitor for this exam”.


In the “start up sequence” choose to include the webcam check (by default) and the environment check and additional instructions.

8. Choose “Advanced Settings”. Choose any specialized setting that are appropriate. (Save & Close)

9. The quiz should now have lockdown and monitor “required”.


 Bulk Edit


Current Quizzes

Ch 1- Engl 1101- Requires Respondus LockDown Browser ▾ 
Begins Nov 2, 2016 1:30 PM

Tuesday Quiz ▾
Always Available

Long Answer Quiz ▾
Always Available

Set me up Quiz 1 - Requires Respondus LockDown Browser + Webcam ▾ 
Begins Nov 3, 2016 10:29 AM

Chapter 1-2 Quiz (from test bank) - Requires Respondus LockDown Browser + Webcam ▾ 
Begins Feb 1, 2017 1:27 PM

The Types of Curriculum Assessment ▾
Always Available

Chapter01Multiple-ChoiceQuestions **Requires Respondus LockDown Browser + Webcam**
Always Available

10. Beside the name of the quiz in D2L, you should see “Requires Respondus Lockdown Browser + Webcam”. This means that the setting were properly configured.

11. When students take the exam, they will open up a regular browser first (Firefox, Chrome) and navigate to the quiz. They will then be prompted to “Launch the Lockdown Browser” (or download it if they have not already).

Instructions

You can "Save" your response to each question as you work through the quiz. When you navigate to the Next Page or Previous Page, all your responses on the current page will be automatically saved.

Before you submit the quiz, you will have the opportunity to return to questions that you may have missed or have not yet answered. Once the allocated time period that was set for this quiz expires, you are required to submit your quiz responses.

Note: Any responses that you have not saved before the time limit expires will not be submitted.


When you have finished reviewing these instructions, click on "Start Quiz" to begin Attempt 1.

Note: Your quiz may take a few minutes to be set up.

The timer will not begin until after the set up process is finished.

Quiz Requirements

You must use the Respondus LockDown Browser to take this quiz.

Download and install the latest version of LockDown Browser 

Launch LockDown Browser