

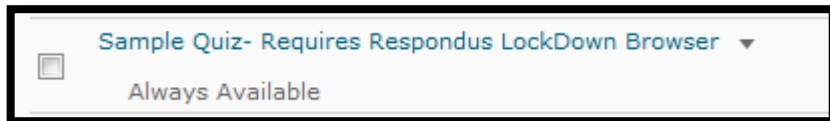
## Respondus Lockdown Browser for D2L Quizzes

The Respondus Lockdown Browser requires students to download a special browser that locks them into the screen to take D2L quizzes. If a faculty member would like to require students to use this special browser for their quizzes, they will need to turn it on within the D2L quizzes area (for each quiz).

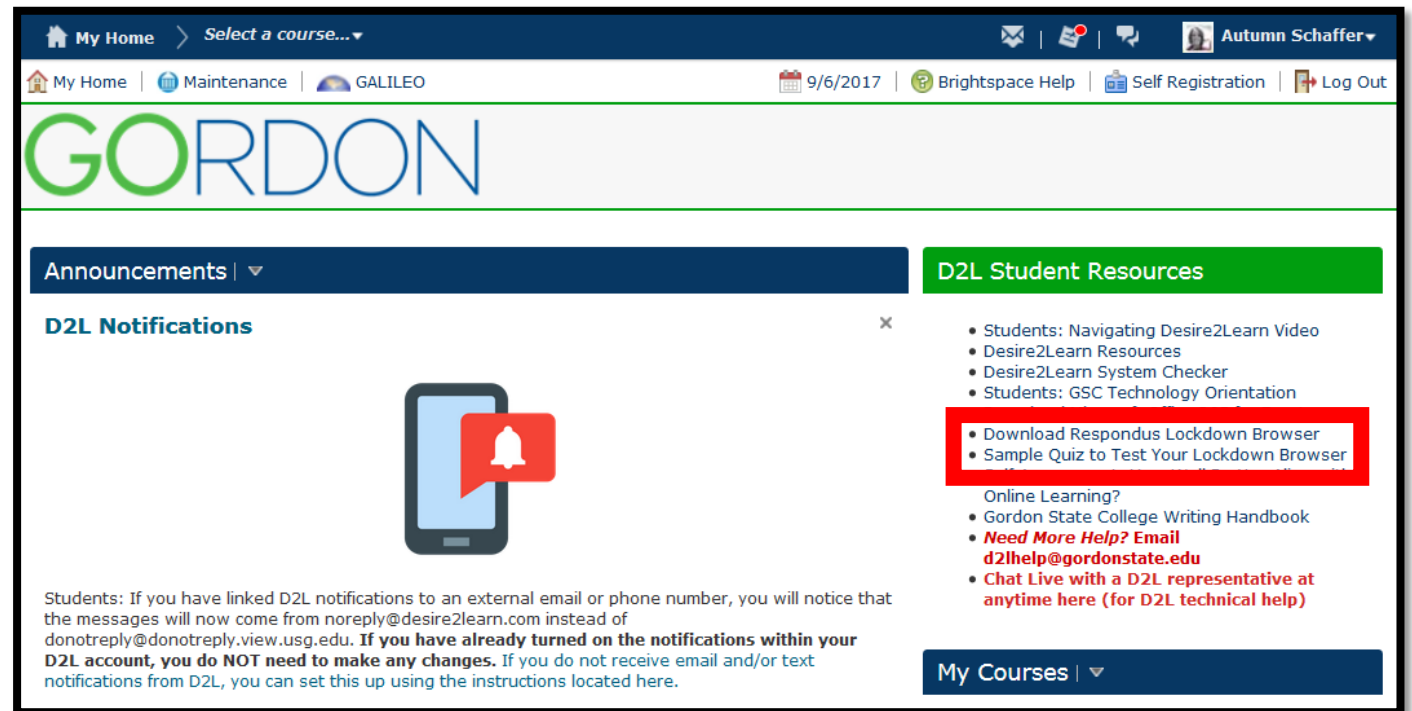
If students are testing at home: They can download the lockdown from the quiz area or from the “D2L Student Resources” widget on the homepage of D2L.

If students are testing in a lab setting: They DO NOT need to download the lockdown browser (it is already pushed out).

There is also a practice quiz students can take in the “D2L Student Resources” widget using the lockdown browser. This is encouraged before taking the real quiz in D2L.



When the faculty member requires the lockdown browser for the quiz, “requires Respondus Lockdown Browser” will be automatically added in addition to the name of the quiz. This is a way for faculty to know that the lockdown browser is required.

A screenshot of the D2L Student Resources widget on the Gordon State College homepage. The widget has a green header with the text "D2L Student Resources". Below the header, there is a list of resources. Two items are highlighted with a red box: "Download Respondus Lockdown Browser" and "Sample Quiz to Test Your Lockdown Browser". Other resources include "Students: Navigating Desire2Learn Video", "Desire2Learn Resources", "Desire2Learn System Checker", "Students: GSC Technology Orientation", "Online Learning?", "Gordon State College Writing Handbook", "Need More Help? Email d2lhelp@gordonstate.edu", and "Chat Live with a D2L representative at anytime here (for D2L technical help)".

My Home > Select a course...  
My Home | Maintenance | GALILEO | 9/6/2017 | Brightspace Help | Self Registration | Log Out  
Autumn Schaffer

# GORDON

Announcements |

### D2L Student Resources

- Students: Navigating Desire2Learn Video
- Desire2Learn Resources
- Desire2Learn System Checker
- Students: GSC Technology Orientation
- **Download Respondus Lockdown Browser**
- **Sample Quiz to Test Your Lockdown Browser**
- Online Learning?
- Gordon State College Writing Handbook
- **Need More Help? Email d2lhelp@gordonstate.edu**
- **Chat Live with a D2L representative at anytime here (for D2L technical help)**

My Courses |

Students: If you have linked D2L notifications to an external email or phone number, you will notice that the messages will now come from noreply@desire2learn.com instead of donotreply@donotreply.view.usg.edu. **If you have already turned on the notifications within your D2L account, you do NOT need to make any changes.** If you do not receive email and/or text notifications from D2L, you can set this up using the instructions located here.

Faculty will no longer require the lockdown browser for a quiz using the “restrictions” tab in D2L (as shown below).

**Edit Quiz - Ch 1 Sample Test**

Properties | **Restrictions** | Assessment | Objectives | Submission Views | Reports Setup

**Dates and Restrictions**

Status: Active

**Availability**

Has Start Date: 1/6/2017 9:41 AM Now  
 Has End Date: 1/13/2017 9:41 AM Now  
*United States - New York*

Display In Calendar

**Additional Release Conditions**

Attach Existing | Create and Attach | Remove All Conditions

There are no conditions attached to this item.

**Security Options**

**Respondus LockDown Browser**

Use the LockDown Browser Dashboard located in the main Quizzes area to enable/disable LockDown Browser for quizzes.

Required to take this quiz

Required to view quiz feedback and results

Instead, faculty will require the lockdown browser by first setting up the quiz as normal. Then, they will choose “**quizzes**” from the navbar and “**lockdown browser**” in the quizzes mini-bar (as shown below).

Course Home | Content | Discussions | Dropbox | **Quizzes** | Classlist | Grades

**Manage Quizzes** | Question Library | Statistics | **LockDown Browser**

New Quiz | Edit Categories | More Actions

Bulk Edit

**Current Quizzes**

- Syllabus Quiz  
Always Available
- Module A (Ch 1 and 2) Quiz  
Ends Jan 27, 2017 6:00 AM
- Module B (Ch 3 and 4) Quiz  
Ends Feb 10, 2017 6:00 AM

**Respondus LockDown Browser Dashboard**  
CO.760.EDUC2110.108.20174 - Investigating Issues in Educ S

Quizzes ▾

End of Course Exam

Modify Settings and 2) Quiz

Review Early Exits

Module B (Ch 3 and 4)

Faculty will then choose the dropdown by the name of the quiz and “*modify settings*”.

They may then require the lockdown browser. Respondus Monitor is a similar program but also requires the use of a webcam to record the student as he/she completes the quiz. If a faculty member seeks to use this feature they should contact campus IT first.

It is also highly encouraged that the faculty member faculty choose “**Advanced Settings**” and “**Lock students into the browser until exam is completed**” (1<sup>st</sup> option). This will prevent students from “x”ing out of the lockdown browser until they have submitted the quiz.

End of Course Exam

**LockDown Browser Settings**

- Don't require Respondus LockDown Browser for this exam
- Require Respondus LockDown Browser for this exam
  - Require LockDown Browser to view feedback and results

**Password Settings**

Password to access exam (optional)

**[ + ] Advanced Settings**

**Monitor Webcam Settings**

- Don't require Respondus Monitor for this exam
- Require Respondus Monitor for this exam
- Either Respondus Monitor or a proctored lab can be used to take this exam

**LockDown Browser Settings**

- Don't require Respondus LockDown Browser for this exam
- Require Respondus LockDown Browser for this exam
  - Require LockDown Browser to view feedback and results










**Password Settings**

Password to access exam (optional)

**[ - ] Advanced Settings**

- Lock students into the browser until exam is completed [\[explain\]](#)
- Password to close browser and exit exam early (optional)
- Allow students to take this exam with an iPad (using the "LockDown Browser" app from iTunes) [\[explain\]](#)
- Allow access to specific external web domains [\[explain\]](#) **BETA**
- Enable Calculator on the toolbar [\[explain\]](#)
- Enable Printing from the toolbar [\[explain\]](#)

After requiring either the lockdown browser, monitor, or both, the faculty member should see “required” within the lockdown browser dashboard (as shown below).

 <b>Respondus LockDown Browser Dashboard</b> CO.760.EDUC2110.108.20174 - Investigating Issues		
Quizzes 	LockDown Browser	Respondus Monitor (webcam)
 Syllabus Quiz	Not Required	Not Required
 Module A (Ch 1 and 2) Quiz	Not Required	Not Required
 Module B (Ch 3 and 4)	Not Required	Not Required
 Module C (Ch 5 and 6) Quiz	Not Required	Not Required
 Module D Quiz (Ch 7-8)	Not Required	Not Required
 Module E Quiz (Ch 9, 10, 11)	Not Required	Not Required
 End of Course Exam- Requires Respondus LockDown Browser	<b>Required</b>	Not Required

## Summary - Sample Quiz- Requires Respondus LockDown Browser

### Quiz Details

**Current Time**  
12:07 PM [Update](#)

**Current User**  
Autumn Schaffer (username: autumnns)

**Quiz Period**  
Always Available

**Time Allowed**  
0:10:00

**Attempts**  
Allowed - 5, Completed - 0

### Instructions

You can "Save" your response to each question as you work through the quiz. When you navigate to the Next Page or Previous Page, your current page will be automatically saved.

Before you submit the quiz, you will have the opportunity to return to questions that you may have missed or have not yet answered. You can submit your quiz responses at any time. However, if you submit your responses after the time limit expires, your submission will be marked as incorrect.

When you have finished reviewing these instructions, click on "Start Quiz" to begin Attempt 1.

**Note:** Your quiz may take a few minutes to be set up.

**The timer will not begin until after the set up process is finished.**

### Quiz Requirements

You must use the Respondus LockDown Browser to take this quiz.

[Download and install the latest version of LockDown Browser](#)

[Launch LockDown Browser](#)

The process a student will use in taking a quiz in the lockdown browser is:

1. **Open a regular browser** (Chrome or Firefox preferred)
2. Log into D2L and navigate to the quiz. If the lockdown browser is required, he/she will see a "**Launch Lockdown Browser**" button instead of a "Start Here" button.
  - ***If students are on a lab computer***, they can choose "Launch Lockdown Browser" and the lockdown browser should automatically open (they do not need to download it).
  - ***If students are on a home computer and have already downloaded the lockdown browser*** previously, they can choose "Launch Lockdown Browser" and the lockdown browser should automatically open.
  - ***If students are on a home computer that doesn't have the lockdown browser***, they can choose "Download and install the latest version of the Lockdown Browser".